

## A Small Step Goes a Long Way – Enroll Today!

This booklet contains important information you will need to enroll in your employer's 457 defined contribution plan, through which you can save and invest for your future with tax advantages.

Contributions from your paycheck go automatically to your retirement account.

As part of your enrollment, you will need to make three important decisions:

1. How much to contribute
2. How to invest
3. Who to designate as your beneficiary(ies)

As the financial provider that administers your plan, ICMA-RC can help you every step of the way.

Sincerely,  
ICMA-RC



## About ICMA-RC

Founded in 1972, ICMA-RC is a non-profit independent financial services corporation focused on providing retirement plans and related services for more than a million public sector participant accounts and approximately 9,000 retirement plans. Our mission is to help build retirement security for public employees. We deliver on our mission by focusing on service, quality and value.

All of our retirement programs, administrative services and educational tools have been developed specifically for public sector retirement plan participants like you.

## WHAT YOU NEED TO DO:

Please complete and return the enrollment form. See the instructions and form section beginning on page 9.

See contact information on page 2 if you have questions.





Wendell Kristofak  
 Retirement Plans Specialist  
 (866) 266-7313  
 WKristofak@icmarc.org

## Table of Contents

### Introduction & Overview

#### 3 Plan Highlights

- Enrollment
- Contributions
- Pre-Tax Contribution
- Investments
- Withdrawals
- Loans
- Account Information

#### 4 Enrolling In Your 457 Deferred Compensation Plan

- Don't Delay — Start Saving Now
- Control What You Can
- How Much To Contribute
- How To Invest
- Available Investment Options
- Tax Advantages
- Who To Designate As Your Beneficiary
- Next Steps

### Enrollment Materials

#### 9 Completing the Enrollment Form

#### 19 Investment Options

#### 43 Fee Disclosure

#### 60 Notice Regarding Default Investments

#### 61 Privacy Policy Notice

#### 62 Disaster Recovery Plan

#### 63 VT Retirement Income Advantage Fund Summary Important Considerations

# Plan Highlights

Review this summary information to understand how your 457 Deferred Compensation Plan works.

## ENROLLMENT

Simply complete the enclosed enrollment form and submit it to your employer. Participating in a retirement plan, such as your 457 plan, can have a significant positive impact on your future.

## CONTRIBUTIONS

You must decide the amount you wish to contribute each pay period to your retirement plan.

- You can change your contribution amount at any time. When you submit a change, it will take effect the following calendar month.
- The maximum contribution for 2014 is \$17,500 (or \$23,000 if you are age 50 or older).
- Contributions are made on a pre-tax basis.
- You may also transfer, or roll over, other eligible retirement accounts to your 457 plan.

**Pre-Tax Contributions** reduce your taxable income for the year. These amounts, along with associated earnings, will be taxed as ordinary income in the year they are withdrawn from your account.

## INVESTMENTS

Your contributions will be invested in the funds that you select, and the value of your account will fluctuate based on the performance of the funds. Carefully review the enclosed information relating to your investment options before making your selections. You can make changes to your investments at any time.

## WITHDRAWALS

**After you separate from service with your employer,** you will be eligible to withdraw your money at any time. However, you will not be required to take any withdrawals until after age 70½ .

**While you are still employed,** your withdrawal options are limited to the following circumstances:

- After you attain age 70½ .
- Small account balance distributions. If your balance is under \$5,000 and no contributions have been made for a period of two years.
- Emergency withdrawals. Under certain emergency situations, as defined by the IRS.

## LOANS

Your plan allows you to borrow money from your account while you are still employed. The maximum loan amount is limited to half of your account balance or \$50,000, *whichever is less*. Additional information is available by contacting ICMA-RC.

## ACCOUNT INFORMATION

You can review your account information online by logging into your account at [www.icmarc.org](http://www.icmarc.org). Or, use the automated phone system at 800-669-7400.

You will receive quarterly account statements showing detailed information on your account, including your current balance and investment performance. Sign up for ICMA-RC's eDelivery services to receive email notifications when your quarterly statements and transaction confirmations are available online.

*SUMMARY DESCRIPTION The actual rules governing your plan are contained in state retirement laws and the federal tax code. This publication provides a summary of the rules, and is not a complete description of the law. If there are any conflicts between what is written in this publication and what is contained in the law, the applicable law will govern.*

*This plan introduction is designed to provide you with general plan information. If there is a conflict between the information in this summary and the Plan document, the Plan document will be the controlling document.*



## ENROLLING IN YOUR 457 DEFERRED COMPENSATION PLAN

Review this information to help guide your contribution and investment decisions.

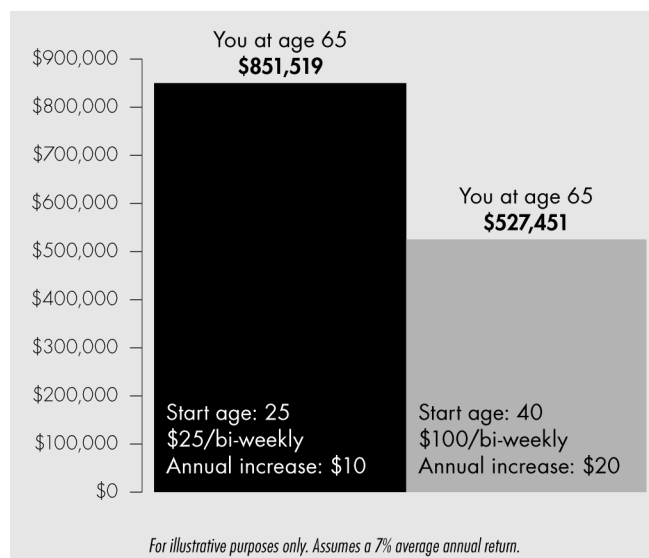
### DON'T DELAY – START SAVING NOW

Don't put off enrolling. Your 457 plan provides flexibility and control.

- Contribution amounts can be changed, stopped, restarted at any time. There are no minimum limits so you can start small while you determine your ideal savings rate.
- Investment options can be changed at any time.
- Beneficiary designations can be changed at any time.

### CONTROL WHAT YOU CAN

Although you cannot predict how the financial markets will perform or future inflation, tax rates, or other economic conditions, you can control when you start saving for retirement.



And starting earlier can give you a huge advantage. View the preceding chart — by starting to save at, say, age 25 instead of age 40, you can save a lot less each pay period and save about the same amount over your lifetime but come out way ahead. Of course, regardless of your current age, it's never too late to start.

### HOW MUCH TO CONTRIBUTE

The benefits you will receive from a pension or Social Security could go a long way to providing a comfortable retirement, but additional savings will likely be needed to help you live comfortably over a potentially long retirement.

- Visit [www.icmarc.org/learn](http://www.icmarc.org/learn) for a variety of resources designed to help you save.
- For a more in-depth and personalized recommendation, consider ICMA-RC's Guided Pathways® ([www.icmarc.org/guidedpathways](http://www.icmarc.org/guidedpathways)).
- Or, request a consultation with your ICMA-RC representative.

**Contribute What You Can.** Even small savings can really add up over time. In fact, starting out small, and then increasing how much you save by just a little each year could go a long way.

### HOW TO INVEST

As you choose your investments, consider the following:

**Determine your risk level** — how much investment risk you need to consider taking, and are comfortable taking. Use this to help you decide the approximate percentage of your money that should be in stock funds vs. bond funds vs. lower-risk options such as stable value funds, money market funds, and CDs.

Consider a level of risk that is most likely to allow you to meet your long-term goals but also that you can maintain, especially during rough stretches.

**Be diversified.** Own different types of investments. This does not ensure against losses, but can help you manage risk.

To help guide your risk and diversification decisions, see the following pages:

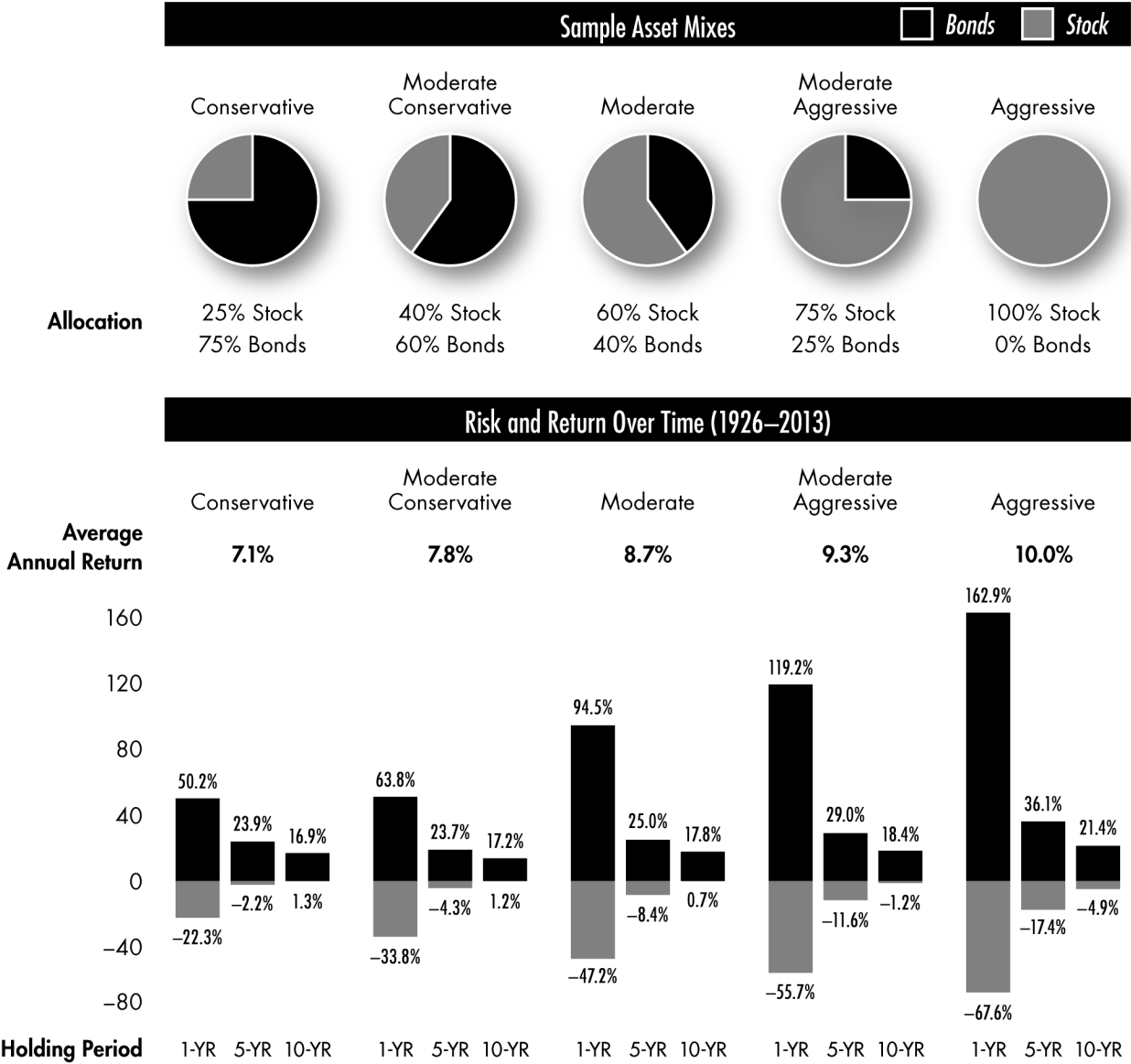
- Take a look at the historical risk and return of different mixes of stocks and bonds. Higher-risk options like stocks have provided higher returns but also much steeper losses during certain time periods. But even low-risk options still have risk; they will be more likely to lose money to inflation over time.
- Review the different investment options and services available to you.

## Asset Allocation

The pie charts show different portfolios allocated between stocks and bonds.

The bar charts under each pie chart show the range of compounded annual returns for each portfolio for one, five and 10-year periods from 1926 to 2013. (For example, 10-year periods run from 1926 to 1935, 1927 to 1936, and so on.)

Portfolios near the conservative end of the spectrum have been less volatile and more predictable. But note that even they have resulted in losses in some periods. Portfolios near the aggressive end of the spectrum have been more volatile and less predictable, but historically have resulted in higher returns.



Average Annual Returns and Range of Returns (1926–2013)

Source: Morningstar Direct<sup>SM</sup>

Performance figures on this page were calculated using historical returns of the Standard & Poor's 500 Index and U.S. Long-Term Government Bonds. These indexes were used as proxies for equity and fixed-income asset classes, respectively, and do not predict actual or future performance of any fund(s) or account(s).

Past performance is no guarantee of future results. Future returns may be lower than those depicted in the illustrations above.

## AVAILABLE INVESTMENT OPTIONS

Consider the following options to help you build a diversified portfolio with an appropriate overall level of risk.

**Simplify and diversify with one fund.** Target funds invest in a variety of individual stock and bond funds and may be appropriate if you are looking to simplify your investment decisions while still being diversified. Consider a:

- Target-date fund with the year in the fund name that closely matches the year you expect to begin withdrawals. Target-date funds are designed to gradually reduce risk over time.<sup>1</sup>
- Target-risk fund that has a defined range of risk that is not designed to be reduced over time.

**Build your own investment portfolio.** If you are comfortable picking and choosing from different funds, this option provides the most flexibility and control.

And ICMA-RC has tools to help — Asset Class Guidance and Fund Advice, part of our Guided Pathways® service provide recommendations for you to follow.

**Be Smart about Investing.** Learn more about personal finances, including retirement planning, without being overwhelmed. Discover tools to help you plan, save, and invest for your future at [www.icmarc.org/realize](http://www.icmarc.org/realize).

## TAX ADVANTAGES

457 plan contributions can be made pre-tax – reducing your taxable income in the year you make them.

Let's say you are in the 25% federal income tax bracket, have a \$40,000 annual salary and determine you need to save 5% per paycheck, or \$77, for your future retirement.

When \$77 is saved pre-tax, it is not subject to tax until later when you withdraw, so it reduces your paycheck by only \$58. **Pre-tax contributions help you save.**

Investment earnings are tax-deferred so your account can grow for decades before being subject to tax.

## WHO TO DESIGNATE AS YOUR BENEFICIARY

It is important to designate the individuals who will receive your retirement account assets after you die.

Designating beneficiaries overrides your will. If you choose beneficiaries:

- Your assets will be paid out according to your wishes and will not be subject to the potential costs and delays of probate, as well as creditor claims.
- Your beneficiaries may receive more tax advantages.

## Next Steps

**Enroll today!** Take the first step to a secure retirement and enroll in the plan.

### Manage your account — conveniently

- Online — sign up for Account Access at [www.icmarc.org](http://www.icmarc.org)
- By phone — 24-hour access through VantageLine at **800-669-7400**

<sup>1</sup> A target-date fund is not a complete solution for all of your retirement savings needs. An investment in the fund includes the risk of loss, including near, at or after the target date of the fund. There is no guarantee that the fund will provide adequate income at and through an investor's retirement. Selecting the fund does not guarantee that you will have adequate savings for retirement.

**Go paperless.** Receive notifications that your transaction confirmations and quarterly statements are available online. Visit [www.icmarc.org/paperless](http://www.icmarc.org/paperless) to learn more.

**Get personalized service.** Your ICMA-RC representative can help you enroll and continue to plan your retirement, throughout your working and retirement years.

**Periodically review** your retirement strategy to determine if you should adjust how much you are saving and your investments. Do so about once a year or anytime you experience a major life change.







## Completing the Enrollment Form

The most important step to begin achieving your retirement goals is to enroll. Please review the investment options information and remove the form pages from this enrollment book before completing the Enrollment Form.

- Section 1:** Complete all required personal information.
- Section 2:** Specify the total percentage or dollar amount you wish to contribute each pay period.
- Section 3:** Designate your beneficiaries.
- Section 4:** If you live in a community property state (AZ, CA, ID, LA, NV, NM, TX, WA, or WI) and designated someone other than your spouse as a beneficiary, complete this section.
- Section 5:** Choose one of the investment selections:

### SIMPLIFY AND DIVERSIFY WITH ONE FUND

#### Milestone Fund

- If you select this option, you will be invested in the **Milestone Fund**, also known as a “Target Date” fund, which most closely matches the year in which you will reach your plan’s default retirement age. For most plans this is age 60. The Milestone Fund is a diversified fund designed for investors who expect to retire and/or begin withdrawals around a target year. Note that you may change this investment at any time. Please read the Investment Selection section on the back of the form for more information.

#### Model Portfolio Fund

- If you select this option, you must select the Model Portfolio Fund that most closely matches your level of risk tolerance.
- Model Portfolio Fund are composed of portfolios of other Vantagepoint Funds.
- Underlying fund selection and asset mix of Model Portfolio Funds are intended to reflect risk tolerance.
- Asset allocation mix of each Model Portfolio Fund is maintained over time.
- Review and select the fund from the Balanced/Asset Allocation Funds list in the Investment Options section.

### BUILD YOUR OWN INVESTMENT PORTFOLIO — allows maximum flexibility.

- Review the funds listed in the Investment Options section.
- Select the funds and the desired allocation.

- Section 6:** Sign your completed form and submit to your employer for approval.

For additional details and disclosure on the above steps, please refer to the enrollment form instructions on the back of the form.





**IMPORTANT NOTICE:** Before you begin to fill out this form, please remove it from the enrollment book. Carefully tear perforation along the left edge, keeping the parts together.

# 457 Deferred Compensation Plan Employee Enrollment Form — Page 1 of 2

Complete this form to open an account with ICMA-RC by carefully reading the attached instructions on the back of the form pages and printing legibly in blue or black ink.

## 1. REQUIRED PERSONAL INFORMATION

**Employer Plan Number**                      **Employer Plan Name**  
301406    CITY OF HAMPTON

**Social Security Number** (for tax-reporting purposes)  
\_\_\_\_\_ - \_\_\_\_\_ - \_\_\_\_\_

**Full Name of Participant**  
Last \_\_\_\_\_ First \_\_\_\_\_ M.I. \_\_\_\_\_

**Mailing Address/Street**  
\_\_\_\_\_  
\_\_\_\_\_  
**City** \_\_\_\_\_ **State** \_\_\_\_\_ **Zip Code** \_\_\_\_\_

**Date of Birth**                                      **Date Employed/Rehired**  
\_\_\_\_/\_\_\_\_/\_\_\_\_                                      \_\_\_\_/\_\_\_\_/\_\_\_\_                                      **Rehire?**  Check if YES  
Month / Day / Year                                      Month / Day / Year

**Email Address** (required for e-Delivery): \_\_\_\_\_  
**Go Green with Electronic Delivery** — ICMA-RC is committed to help reduce paper use and the environmental impact with electronic delivery (e-Delivery). With e-Delivery, you will receive a notification by email when your financial documents (quarterly statements and transaction confirmations) are available to you.  
If you do not want e-Delivery of your financial documents, please check this box:  No, I do not wish e-Delivery at this time

**Job Title** \_\_\_\_\_ **Department** \_\_\_\_\_ **Daytime Phone Number** (\_\_\_\_) \_\_\_\_\_ - \_\_\_\_\_  
Area Code  
**Evening Phone Number** (\_\_\_\_) \_\_\_\_\_ - \_\_\_\_\_ **Gender**  Male  Female **Marital Status**  Married  Single  
Area Code

## 2. CONTRIBUTION AMOUNT

Specify the total percentage and/or dollar amounts you wish to contribute each pay period. Contributions will begin as soon as administratively possible following the month in which this form is signed.

**Pre-tax** deferrals of \_\_\_\_\_ % or \$ \_\_\_\_\_ from my pay each pay period.

## 3. BENEFICIARY DESIGNATION

Please use whole percentages (e.g., 50%, not 33<sup>1</sup>/<sub>3</sub>%) and be sure the percentages total 100% when designating primary and contingent beneficiaries.

### Primary Beneficiary(ies):

NAME	DATE OF BIRTH	RELATIONSHIP TO YOU*	SOCIAL SECURITY NUMBER (for tax-reporting purposes)	% OF BENEFIT (whole %)
_____	____/____/____	_____	____ - ____ - ____	_____
_____	____/____/____	_____	____ - ____ - ____	_____
_____	____/____/____	_____	____ - ____ - ____	_____
				<b>Total = 100%</b>

### Contingent Beneficiary(ies), if any:

_____	____/____/____	_____	____ - ____ - ____	_____
_____	____/____/____	_____	____ - ____ - ____	_____
_____	____/____/____	_____	____ - ____ - ____	_____
				<b>Total = 100%</b>

\*The beneficiary relationship options are spouse, non-spouse, trust, estate, and charity.

## 457 Deferred Compensation Plan Employee Enrollment Form Instructions

Please review the information you have received from ICMA-RC carefully prior to enrolling in the plan. The information is intended to assist you with understanding how the plan works, and how it can help you save for a secure retirement.

Please carefully complete all sections of the form and submit the completed form to your employer.

**1. REQUIRED PERSONAL INFORMATION** — Provide all of the requested information. The employer plan number can be obtained by contacting your employer or ICMA-RC at 800-669-7400.

**2. CONTRIBUTION AMOUNT** — Use this section to specify the percentage or dollar amounts you will contribute to the plan. You can change your contribution amount at any time. Your initial contribution election, and any future changes, will be effective as of the first pay period of the calendar month following the date you submit your completed form to your employer. For information on the maximum contribution amounts, please go to [www.icmarc.org](http://www.icmarc.org).

**3. BENEFICIARY DESIGNATION** — In the event of your death, your designated beneficiary(ies) will be entitled to any assets remaining in your account. If no beneficiary information is provided, your estate will be your beneficiary.

Please provide all of the requested information for each designated beneficiary, including the date of birth and Social Security number, as this information will help ICMA-RC locate your beneficiaries.

**To designate additional beneficiaries**, (1) write "see attached sheet" on the primary and/or contingent beneficiary line(s) under "Name" and (2) attach and sign a separate piece of paper with your name, plan number, Social Security number, and additional beneficiary information.

Missing percentage(s) for all of your primary and/or contingent beneficiaries will result in equal allocation among beneficiaries. Beneficiary designations are invalid if percentages are given for every beneficiary, but they do not equal 100% or are expressed with fractions (e.g., 33<sup>1</sup>/<sub>3</sub>%).

If you are naming a trust as your primary or contingent beneficiary, a complete copy of your entire trust document must be submitted with this form. ICMA-RC will not be able to honor your beneficiary designation if the entire copy of your trust document is not included.

**4. COMMUNITY PROPERTY STATE SPOUSAL CONSENT** — If you are married and live in a community property state (AZ, CA, ID, LA, NV, NM, TX, WA, or WI), your spouse is generally entitled to be the primary beneficiary for at least 50% of your account balance unless he/she consents to waive this right in the presence of a notary public. Failure to meet state law requirements with respect to your beneficiary designation may result in your beneficiary designation being invalid, and the payment of benefits to someone other than your intended beneficiary(ies).

**5. INVESTMENT SELECTION** Choose one of the investment selections  
SIMPLIFY AND DIVERSIFY WITH ONE FUND

Milestone Fund

- The Milestone Fund is a diversified fund designed for investors who expect to retire and/or begin withdrawals around a target year. Note that you may change this investment at any time. Prior to completing this form, please read *Making Sound Investment Decisions: A Retirement Investment Guide* and the appropriate prospectus for a full description of the Milestone Funds. By completing this form, you are electing to invest your contributions in the Milestone Fund with the target date closest to the year in which you reach age 60 (or alternate retirement age selected by your plan). If your enrollment form does not contain a valid date of birth, your contributions will be directed to the most conservative target-date fund available.

Model Portfolio Fund

- If you select this option, you must select the Model Portfolio Fund that most closely matches your level of risk tolerance.
- Model Portfolio Fund are composed of portfolios of other Vantagepoint Funds.
- Underlying fund selection and asset mix of Model Portfolio Fund are intended to reflect risk tolerance.
- Asset allocation mix of each Model Portfolio Fund is maintained over time.
- Review and select the fund from the Balanced/Asset Allocation Funds list in the Investment Options section.

**BUILD YOUR OWN INVESTMENT PORTFOLIO** — Your contributions can be invested in one or more funds available to your plan (your employer may place restrictions on investment in certain funds). Use whole percentages for your allocations (e.g., 50%, not 33<sup>1</sup>/<sub>3</sub>%). Do not use fixed dollar amounts. Please read *Making Sound Investment Decisions: A Retirement Investment Guide* and the appropriate prospectus for full descriptions of the funds. **If no allocation instructions are provided, the percentages do not total 100%, or the allocation instructions are invalid, assets will be allocated to the default investment selected by your employer until additional instructions are received from you.** Review the *Notice Regarding Default Investments* included in the 457 Deferred Compensation Plan Enrollment Kit for more information.

**PLEASE NOTE:** The allocation instructions you provide will affect payroll contributions only. To specify the allocation for any rollover contributions from another eligible retirement plan, please contact ICMA-RC for the appropriate transfer form that will provide instructions on establishing a rollover allocation. In the absence of rollover allocation instructions, incoming rollover assets will be invested in your payroll contribution allocation, or in the default investment selected by your employer if your contribution allocation is not established.

Participants residing in New York State will have their investment allocated according to their payroll contribution allocation, per New York State plan rules.



**IMPORTANT NOTICE:** Before you begin to fill out this form, please remove it from the enrollment book. Carefully tear perforation along the left edge, keeping the parts together.

# 457 Deferred Compensation Plan Employee Enrollment Form — Page 2 of 2

Employer Plan Number

301406

Social Security Number

\_\_\_\_\_ - \_\_\_\_\_ - \_\_\_\_\_

Name (please print)

\_\_\_\_\_

## 4. COMMUNITY PROPERTY STATE SPOUSAL CONSENT

If you are married and live in a **community property state (AZ, CA, ID, LA, NV, NM, TX, WA, or WI)**, you must generally name your spouse as a primary beneficiary for at least 50% of the account unless your spouse consents to waive this right. **Your spouse's written consent must be witnessed by a notary public.**

**SPOUSAL CONSENT** (to be completed by participant's spouse):

By signing below, I agree to waive my right to at least 50% of my spouse's account upon his or her death. I understand each beneficiary designation is not valid unless I consent to it.

\_\_\_\_\_  
Signature of Participant's Spouse

\_\_\_ / \_\_\_ / \_\_\_  
Month Day Year

\_\_\_\_\_  
Print Name of Participant's Spouse

**Notary Public:**

Subscribed and sworn before me this \_\_\_\_\_ day of \_\_\_\_\_ (month), 20\_\_

\_\_\_\_\_  
Notary Public's Signature

\_\_\_\_\_  
Notary Public's SEAL

My commission expires \_\_\_\_\_

## 5. INVESTMENT SELECTION

**Choose only one of the investment selections.** Your selection will determine how contributions to your account will be invested. If this section is not completed, or if you make an invalid selection, your contributions will be invested in the default investment selected by the plan sponsor until you provide additional instructions. Please refer to the *Investment Options Sheet* for a list of funds and codes. If you elect to participate in the optional Managed Accounts service, you are charged an ongoing asset-based fee for the additional services provided.

**Simplify and diversify with one fund**

**Milestone Fund.** You will be invested in the Milestone Fund, also known as a "Target Date" fund, which most closely matches the year in which you will reach your plan's default retirement age. For most plans this is age 60. The Milestone Fund is a diversified fund designed for investors who expect to retire and/or begin withdrawals around a target year. Note that you may change this investment at any time.

**Model Portfolio Fund.** Fund Code \_\_\_\_\_ = 100%

**OR**

**Build your own investment portfolio**

Input the fund codes and allocation percentages (must total 100%) to show how contributions to your account will be invested. A list of funds and codes can be found on the Investment Options Sheet. Read Section 5 of the form instructions for information on how assets will be invested in the absence of accurate and complete instructions.

**Note: Please use whole percentages only.**

INVESTMENT ALLOCATION			
Code	Percent	Code	Percent
			<b>TOTAL = 100%</b>

## 6. AUTHORIZED SIGNATURES

**Submit this form to your employer promptly to avoid investment delay.** If this form is faxed to ICMA-RC, please do not mail the original.

\_\_\_\_\_  
Participant's Signature

\_\_\_ / \_\_\_ / \_\_\_  
Month Day Year

Employee ID \_\_\_\_\_  
For Employer Use Only

\_\_\_\_\_  
Authorized Employer Official's Signature

\_\_\_ / \_\_\_ / \_\_\_  
Month Day Year

**6. AUTHORIZED SIGNATURES** — Please be sure to sign and date this section of the form. Return the completed form to your employer.

Please do not delay in submitting the completed enrollment form to your employer. If ICMA-RC receives a contribution to your account prior to your account being established, the contribution will be returned to your employer. **If this form is faxed (202-682-6439) to ICMA-RC, please do not mail the original.**

**Welcome to ICMA-RC!**



# CITY OF HAMPTON 457 Deferred Compensation Plan Investment Options

## Stable Value/Money Market Funds

	Code
VT PLUS Fund <sup>1</sup> .....	7071
VT Cash Management <sup>1</sup> .....	7360

## Bond Funds

VT Vantagepoint Cor Bnd Idx <sup>1,2</sup> .....	7060
VT PIMCO Total Return <sup>1,2</sup> .....	8177
VT Vantagepoint Infl Prot Sec <sup>1,2</sup> .....	7075
VT PIMCO High Yield <sup>1,2,3</sup> .....	8176

## Guaranteed Lifetime Income Funds

VT Retirement IncomeAdvantage <sup>1,4</sup> .....	8077
--	------

## Balanced/Asset Allocation Funds

VT Vantagepoint MS Ret Inc <sup>1,5</sup> .....	7250
VT Vantagepoint Milestone 2010 <sup>1,5</sup> .....	7257
VT Vantagepoint Milestone 2015 <sup>1,5</sup> .....	7258
VT Vantagepoint Milestone 2020 <sup>1,5</sup> .....	7259
VT Vantagepoint Milestone 2025 <sup>1,5</sup> .....	7260
VT Vantagepoint Milestone 2030 <sup>1,5</sup> .....	7261
VT Vantagepoint Milestone 2035 <sup>1,5</sup> .....	7262
VT Vantagepoint Milestone 2040 <sup>1,5</sup> .....	7263
VT Vantagepoint Milestone 2045 <sup>1,5</sup> .....	7264
VT Vantagepoint Milestone 2050 <sup>1,5</sup> .....	7265
VT Vantagepoint MP Cons Growth <sup>1</sup> .....	7252
VT Vantagepoint MP Trad Growth <sup>1</sup> .....	7253
VT Vantagepoint MP Lng-Trm Gr <sup>1</sup> .....	7254
VT Vantagepoint MP All-Eq Gr <sup>1</sup> .....	7256
VT Fidelity Puritan® <sup>1</sup> .....	7724

## U.S. Stock Funds

VT Vantagepoint Equity Income <sup>1,6</sup> .....	7025
VT Invesco Diversified Div <sup>1,6</sup> .....	7903
VT AllianzGI NFJ Div Value <sup>1,6</sup> .....	7312
VT Vantagepoint 500 Stk Idx <sup>1</sup> .....	7067
VT Vantagepoint Brd Mkt Idx <sup>1</sup> .....	7080
VT Vantagepoint Grwth & Income <sup>1</sup> .....	7047
VT Oppenheimer Main Street <sup>1</sup> .....	8131
VT Vantagepoint Growth <sup>1,6</sup> .....	7020
VT Fidelity Contrafund® <sup>1,6</sup> .....	7733
VT Calvert Equity Portfolio <sup>1,6</sup> .....	7491
VT T Rowe Price® Growth Stock <sup>1,6,7</sup> .....	8368
VT Vantagepoint Select Value <sup>1,6,8</sup> .....	7022
VT Gold Sachs Mid Cap Value <sup>1,6,8</sup> .....	7100
VT Vantagepoint Md/Sm Co Idx <sup>1,8</sup> .....	7068
VT Vantagepoint Aggressive Ops <sup>1,6,8</sup> .....	7026
VT TimesSquare Mid Cap Growth <sup>1,6,8</sup> .....	7463
VT Harbor Mid Cap Growth <sup>1,6,8</sup> .....	7848
VT Vantagepoint Discovery <sup>1,9</sup> .....	7023
VT T Rowe Price® Sm-Cap Value <sup>1,7,9</sup> .....	8309
VT Oppenheimer Discovery <sup>1,6,9</sup> .....	8124

## International Stock Funds

	Code
VT Vantagepoint International <sup>1,10</sup> .....	7045
VT Vantagepnt Ovrseas Eq Idx <sup>1,10</sup> .....	7066
VT Fidelity Diversified Intl <sup>1,10</sup> .....	7753
VT Harbor International <sup>1,10</sup> .....	7842

## Specialty

VT Nuveen Real Estate Secs <sup>1,11</sup> .....	8112
--	------

Some of the funds listed above may not be available to your Plan. To ensure that you have the most current list of available funds and/or to obtain additional fund information, please log on to Account Access at [www.icmarc.org](http://www.icmarc.org) or call ICMA-RC Investor Services at 800-669-7400.

<sup>1</sup> Please read *Making Sound Investment Decisions: A Retirement Investment Guide and the accompanying Vantage Trust Fund Fees and Expenses document* ("Guide") carefully for a complete summary of all fees, expenses, investment objectives and strategies, and risks. Investors should carefully consider this information before investing. For a current Guide, contact ICMA-RC by calling 800-669-7400 or log into your account at [www.icmarc.org](http://www.icmarc.org).

<sup>2</sup> A fixed income fund is subject to credit risk and interest rate risk. Credit risk is when an issuer of a fixed income security may be unable or unwilling to make payments of principal or interest to the holders of these securities or may declare bankruptcy. Fixed income securities fluctuate in value as interest rates change. When interest rates rise, the market prices of fixed income securities will usually decrease; when interest rates fall, the market prices of fixed income securities usually will increase.

<sup>3</sup> Funds that invest primarily in high yield bonds (bonds that are rated below investment grade and also known as "junk bonds") are subject to additional risk as these high yield bonds are considered speculative and involve a greater risk of default than "investment grade" securities. The values of these securities are particularly sensitive to changes in interest rates, issuer creditworthiness, and economic and political conditions. The market prices of these securities may decline significantly in periods of general economic difficulty, may be harder to value, and may be less liquid than higher rated securities.

<sup>4</sup> Prudential Retirement Insurance and Annuity Company (Prudential), CA COA #08003, Hartford, CT. Neither Prudential nor ICMA-RC guarantees the investment performance or return on contributions to Prudential's Separate Account. You should carefully consider the objectives, risks, charges, expenses and underlying guarantee features before purchasing this product. Prudential may increase the Guarantee Fee in the future, from 1.00% up to a maximum of 1.50%. Like all variable investments, this Fund may lose value. Availability and terms may vary by jurisdiction; subject to regulatory approvals. Annuity contracts contain exclusions, limitations, reductions of benefits and terms for keeping them in force. Guarantees are based on Prudential's claims-paying ability. This annuity is issued under Contract form # GA-2020-TGWB4-0805-RC. ICMA-RC provides recordkeeping services to your Plan and is the investment manager of the underlying Prudential separate account. Prudential or its affiliates may compensate ICMA-RC for providing these and related administrative services in connection with the Fund. Before electing the Spousal Benefit (if available) on behalf of any beneficiary not recognized as your spouse under Federal law (a civil union partner), be aware that provisions of your plan or the Internal Revenue Code might prevent, limit or otherwise affect the ability of the beneficiary to receive the Spousal Benefit. Variable annuities are suitable for long-term investing, particularly retirement savings.

©2014 Prudential, the Prudential logo, and the Rock symbol and Bring Your Challenges are service marks of the Prudential Insurance Company of America, Newark, NJ, and its related entities, registered in many jurisdictions worldwide. Note: Participants who are interested in the VT Retirement IncomeAdvantage Fund must first receive and read the VT Retirement IncomeAdvantage Fund Important Considerations document, before investing.

<sup>5</sup> The fund is not a complete solution for all of your retirement savings needs. An investment in the fund includes the risk of loss, including near, at or after the target



## CITY OF HAMPTON Investment Options (continued)

date of the fund. There is no guarantee that the fund will provide adequate income at and through an investor's retirement. Selecting the fund does not guarantee that you will have adequate savings for retirement.

- <sup>6</sup> Certain funds may be subject to style risk, which is the possibility that the investment style of its investment adviser will trail the returns of the overall market. In the past, different types of securities have experienced cycles of outperformance and underperformance in comparison to the market in general. For example, growth stocks have performed best during the later stages of economic expansion and value stocks have performed best during periods of economic recovery. Both styles may go in and out of favor. When the investing style used by a fund is out of favor, that fund is likely to underperform other funds that use investing styles that are in favor.
- <sup>7</sup> T. Rowe Price® is a registered trademark of T. Rowe Price Group, Inc. - all rights reserved.
- <sup>8</sup> Funds that invest primarily in mid-capitalization companies involve greater risk than is customarily associated with investments in larger, more established companies. Equity securities of mid-capitalization companies generally trade in lower volume and are generally subject to greater and less predictable price changes than the securities of larger companies.
- <sup>9</sup> Funds that invest primarily in small-capitalization companies involve greater risk than is customarily associated with investments in larger, more established companies. Equity securities of small-capitalization companies are generally subject to greater price volatility than those of larger companies due to less certain growth prospects, the lower degree of liquidity in the markets for their securities, and the greater sensitivity of smaller companies to changing economic conditions. Also, small-capitalization companies may have more limited product lines, fewer capital resources and less experienced management than larger companies.
- <sup>10</sup> Funds that invest in foreign securities are exposed to the risk of loss due to political, economic, legal, regulatory, and operational uncertainties; differing accounting and financial reporting standards; limited availability of information; currency fluctuations; and higher transaction costs. Investments in foreign currencies or securities denominated in foreign currencies (including derivative instruments that provide exposure to foreign currencies) may experience gains or losses solely based on changes in the exchange rate between foreign currencies and the U.S. dollar. The risk of investing in foreign securities may be greater with respect to securities of companies located in emerging market countries. The value of developing or emerging market currencies may fluctuate more than the currencies of companies with more mature markets.
- <sup>11</sup> Sector funds tend to be riskier and more volatile than the broad market because they are generally less diversified and more volatile than other mutual funds.

### Risk Glossary

Key risks of investing in a fund are summarized below. This is not an exhaustive list. A fund may fail to achieve its investment objective, and you may lose money by investing in a fund. Additional information about risk can be found in a fund's prospectus.

### Stock Market Risks

Investments in equity securities such as common stock or preferred stock are subject to stock market risk. Stock market risk is the possibility that stock prices overall will experience increased volatility and decline over short or extended periods. Markets tend to move in cycles, with periods of rising prices and periods of falling prices.

**Small-Cap Securities Risk** — Investments in small-capitalization companies involve greater risk than is customarily associated with investments in larger, more established companies. Equity securities of small-capitalization companies are generally subject to greater price volatility than those of larger companies due to: less certain growth prospects, the lower degree of liquidity in the markets for their securities, and the greater sensitivity of smaller companies to changing economic conditions. Also, small-capitalization companies may have more limited product lines, fewer capital resources and less experienced management than larger companies.

**Mid-Cap Securities Risk** — Investments in mid-capitalization companies involve greater risk than is customarily associated with investments in larger, more established companies. Equity securities of mid-capitalization companies generally trade in lower volume and are generally subject to greater and less predictable price changes than the securities of larger companies.

**Preferred Stock Risk** — Preferred stockholders generally have more limited voting rights than the common stockholders. Holders of a company's debt securities generally have a superior right to payment compared to holders of the company's preferred stock, and are therefore paid before holders of preferred stock. The value and volatility of preferred stock may be dependent on factors that affect both fixed income securities (including changes in interest rates and in a company's creditworthiness) and equity securities. Holders of preferred stock may suffer losses if dividends are not paid.

**Equity Income/Interest Rate Risk** — Distributions to shareholders may decline when interest rates fall or when dividend income from investments in stocks declines.

### Foreign Securities Risks

Foreign Securities (whether equity or fixed income) may involve the risk of loss or fluctuations due to political, economic, legal, regulatory, and operational uncertainties; differing accounting and financial reporting standards; limited availability of information; currency fluctuations; generally higher credit risks for foreign issuers; higher transaction costs; and pricing factors affecting investment in the securities of foreign businesses or governments.

**Emerging Market Securities Risk** — Emerging market countries may be more likely to experience political turmoil or rapid changes in market or economic conditions than more developed countries. Emerging market countries often have less uniformity in accounting and reporting requirements, and unreliable securities valuation. It is sometimes difficult to obtain and enforce court judgments in such countries and there is often a greater potential for nationalization or expropriation of assets by the government of an emerging market country. Investments in securities issued by companies located in emerging market countries may present risks different from, or greater than, the risks of investing in securities issued by companies located in developed foreign countries. In addition, the financial stability of issuers (including governments) in emerging market countries may be more precarious than in developed countries.

**Foreign Currency Risk** — Investments directly in foreign currencies or in securities that trade in, and receive revenues in, foreign currencies, or in derivatives that provide exposure to foreign currencies, are subject to the risk that those currencies will decline in value relative to the U.S. dollar or, in the case of hedged positions, that the U.S. dollar will decline relative to the currency being hedged. Currency rates in foreign countries may fluctuate significantly over short periods of time. A decline in the value of foreign currencies relative to the U.S. dollar will reduce the value of securities denominated in those currencies. Some foreign governments levy withholding taxes against dividend and interest income. Although in some countries portions of these taxes are recoverable, any amounts not recovered will reduce the income received by the holder.

**Foreign Government Securities Risk** — Foreign government securities are fixed income securities issued by a foreign government, a foreign municipality, or an agency or instrumentality thereof. The ability of a foreign governmental obligor to meet its obligations to pay principal and interest to debtholders generally will be adversely affected by rising foreign interest rates, as well as the level of the relevant government's foreign currency reserves and currency devaluations. If a governmental obligor defaults on its obligations, a security holder may have limited legal recourse against the issuer or guarantor. These risks may be heightened during periods of economic or political instability, and are generally heightened in emerging market countries.

### Fixed Income Securities Risks

Fixed income securities consist primarily of debt obligations issued by governments, corporations, municipalities and other borrowers, but may also include structured securities that provide for participation interests in debt obligations. Fixed income securities may also include loan participations and assignments that are privately negotiated notes representing the equivalent of a loan or bank debt. Fixed income securities may be subject to a variety of risks described in greater detail below.



## CITY OF HAMPTON Investment Options (continued)

**Interest Rate Risk** — Fixed income securities fluctuate in value as interest rates change. The general rule is that if interest rates rise, the market prices of fixed income securities will usually decrease. The reverse is also generally true: if interest rates fall, the market prices of fixed income securities will generally increase.

A fixed income security with a longer maturity (or a fund holding fixed income securities with a longer average maturity) will typically be more sensitive to changes in interest rates and it will fluctuate more in price than a shorter term security. Because of their very short-term nature, money market instruments carry less interest rate risk.

**Credit Risk** — Fixed income securities are also exposed to credit risk, which is the possibility that the issuer of a fixed income security will default on its obligation to pay interest and/or principal, which could cause a fixed income securities holder to lose money. U.S. Treasury securities, which are backed by the full faith and credit of the U.S. Government, have limited credit risk, while securities issued or guaranteed by U.S. Government agencies or government-sponsored enterprises that are not backed by the full faith and credit of the U.S. Government may be subject to varying degrees of credit risk (see U.S. Government Agency Securities Risk). Corporate fixed income securities rated BBB or above by Standard & Poor's are generally considered to carry moderate credit risk. Corporate fixed income securities rated lower than BBB are considered to have significant credit risk (see High Yield Securities Risk). Of course, fixed income securities with lower credit ratings generally pay a higher level of income to investors. The financial stability of issuers located in foreign countries may be more precarious than those located in the United States. As a result, credit risk may be greater with foreign issuers of fixed income securities (see Foreign Securities Risk).

**Call Risk** — A fixed income security may include a provision allowing the issuer to purchase the security back from its holder earlier than the final maturity date of the security, otherwise known as a "call feature." Issuers often exercise this right when interest rates have declined. Accordingly, holders of such callable securities may not benefit fully from the increase in value that other fixed income securities generally experience when rates decline. Unscheduled calls or prepayments also may limit the potential for capital appreciation on the security. Furthermore, after a call feature is exercised, a holder may be forced to reinvest the proceeds received at the prevailing interest rate, which is likely to be lower than the interest rate paid on the security that was called.

**High Yield Securities Risk** — Lower-quality fixed income securities (those of less than investment grade quality, commonly known as "high yield bonds" or "junk bonds") are considered speculative, involve greater risk of default and tend to be particularly sensitive to changes in the financial condition of the issuer, changes in specific economic or political conditions that affect a particular type of security or issuer, and changes in general economic or political conditions. The market prices of these securities may also experience greater volatility than the market prices of investment grade securities and may decline significantly in periods of general economic difficulty. These securities may be harder to value, and may present greater liquidity risk (particularly if the security has restrictions on resale). In addition, the value of lower-quality fixed income securities of smaller, less well-known issuers can be more volatile than that of larger issuers.

Lower-quality debt securities can be thinly traded or have restrictions on resale, making them difficult to sell at an acceptable price. Issuers of these securities are less secure financially as compared with issuers of investment grade securities. The default rate for lower-quality debt securities is likely to be higher during economic recessions or periods of high interest rates.

**Municipal Securities Risk** — Municipal securities are fixed income securities issued by state and local governments, territories and possessions of the U.S., regional governmental authorities, and their agencies and instrumentalities. The value of, payment of interest and repayment of principal with respect to, and the ability of the holder to sell, a municipal security may be affected by constitutional amendments, legislative enactments, executive orders, administrative regulations and voter initiatives as well as the economics of the regions in which the issuers in which the holder invests are located. Revenue bonds are generally not backed by the taxing power of the issuing municipality. To the extent that a municipal security is not heavily followed by the investment community or such security issue is relatively small, the security may be difficult to value or sell at a fair price.

**Inflation-Adjusted Securities Risk** — Inflation-adjusted securities are fixed income securities for which the principal values or coupon rates are indexed to changes in inflation. Interest payments on inflation-adjusted securities will vary as the principal or interest is adjusted for inflation and may be more volatile than interest paid on ordinary fixed income securities. Inflation-adjusted securities may not produce a steady income stream, particularly during deflationary periods. In fact, during periods of extreme deflation, these securities may provide no income at all.

**U.S. Government Agency Securities Risk** — Securities issued by U.S. Government agencies or government-sponsored entities may not be guaranteed by the U.S. Treasury. Certain U.S. Government agency securities are backed only by the right of the issuer to borrow from the U.S. Treasury, or are supported only by the credit of the issuer or instrumentality (while the U.S. Government has historically provided financial support to U.S. Government-sponsored agencies or instrumentalities, there is no assurance that it will always do so).

**Inflation Risk** — The market price of fixed income securities generally falls as inflation increases because the purchasing power of the future income and repaid principal is expected to be worth less when received by the debt securities holder. Fixed income securities that pay a fixed rather than variable interest rate are especially vulnerable to inflation risk because variable-rate debt securities may be able to participate, over the long term, in rising interest rates which have historically corresponded with long-term inflationary trends.

**Mortgage-Backed and Asset-Backed Securities Risk** — Mortgage-backed and asset-backed securities are exposed to prepayment risk, which is the risk that borrowers will pay their mortgages or loans more quickly than required under the terms of the mortgage or loan, thereby affecting the average life and often the yield of securities backed by those mortgages or loans. Most borrowers are likely to prepay their mortgage or loan at a time when it may be least advantageous to a holder of these securities. A holder may be forced to reinvest the proceeds of prepayments in lower-yielding instruments, resulting in a decline in the holder's income. Prepayments typically occur during periods of falling interest rates. Unscheduled prepayments in a falling rate environment would also limit the potential for capital appreciation on mortgage-backed and asset-backed securities. When interest rates rise, the values of mortgage-backed and asset-backed securities generally fall. Rising interest rates may result in decreased prepayments, which could extend the average life of the security and cause its value to decline more than traditional fixed-income securities and increase its volatility. This is known as extension risk. Certain mortgage-backed or asset-backed securities may be more volatile and less liquid than other traditional types of fixed income securities. Investments in asset-backed securities are subject to additional risks associated with the nature of the assets and the servicing of those assets.

If mortgage-backed or asset-backed securities are "subordinated" to other interests in the same pool, the holder of those securities may only receive payments after the pool's obligations to other investors have been satisfied. An unanticipated high rate of defaults on the mortgages held by a mortgage pool may limit substantially the pool's ability to make payments of principal or interest to the holder of such subordinated securities and reduce the values of those securities or, in some cases, render them worthless. The risk of such defaults is generally higher in the case of mortgage pools that include "subprime mortgages."

Commercial mortgage-backed securities ("CMBS") are structured like residential mortgage-backed securities and bear the same risks as residential mortgage-backed securities described above. The structure and prepayment penalties inherent in a CMBS provide the investor with a greater protection than a residential mortgage-backed security. However, CMBS may carry greater credit risk as the securities may represent only a few projects versus a residential mortgage-backed security that may represent thousands of homeowners spread across different regions of the country.

**Reinvestment Risk** — This is the risk that the principal amount of an investment, generally a fixed income security, will be paid at a time when the proceeds may not be able to be reinvested in a security with a comparable return. For example, this can occur when a new stable value investment is purchased at or reset to a lower contract rate than the average contract rate of the stable value fund.

## CITY OF HAMPTON Investment Options (continued)

### Derivative Instruments Risks

Generally, a derivative is a financial contract whose value depends upon, or is derived from, the value of an underlying asset, reference rate or return, or index, and may relate to stocks, fixed income securities, interest rates, currencies or currency exchange rates, commodities, and indexes comprised of these types of assets. Examples of derivative instruments include options, futures, forward currency contracts, options on futures contracts and swap agreements. There is no assurance that the use of any derivatives strategy will succeed, that the instruments necessary to implement investment strategies will be available or that a derivative instrument holder may not lose money. Also, investing in financial contracts such as options involve additional risks and costs, which may result in losses instead of gains, so the benefits of the transaction might be diminished and a derivative instrument holder may incur substantial losses. The use of derivative instruments involves risks different from, or possibly greater than, the risks associated with investing directly in securities and other more traditional investments. The following provides a general discussion of certain risk factors relating to derivative instruments:

**Swap Risk** — Swap agreements involve the risk that the party with whom the swap holder has entered into the swap will default on its obligation to pay the swap holder and the risk that the swap holder will not be able to meet its obligations to pay the other party to the agreement. Swap agreements are not traded on exchanges or other organized markets, and may be less liquid than other derivative instruments.

**Management Risk** — Derivatives are highly specialized instruments that require investment techniques and risk analyses different from those associated with equity and fixed income securities. The use of a derivative requires an understanding not only of the underlying instrument, but also of the derivative itself, without the benefit of observing the performance of the derivative under all possible market conditions.

**Counterparty Risk** — The use of a derivative instrument involves the risk that a loss may occur if another party to the contract (counterparty) fails to make required payments or defaults on its obligations to the derivative instrument holder. The financial stability of counterparties located in foreign countries may be more precarious than those located in the U.S. As a result, counterparty risk may be greater with foreign counterparties.

**Liquidity Risk** — Liquidity risk exists when a particular derivative instrument is difficult to purchase or sell. An investment in illiquid derivative instruments may reduce the returns of the investment because the derivative instrument holder may not be able to sell the instruments at the time desired for an acceptable price, or might not be able to sell the instruments at all. Illiquid derivative instruments may also be difficult to value.

**Interest Rate Risk** — Certain derivative instruments are more sensitive to interest rate changes and market price fluctuations.

**Leverage Risk** — Certain transactions may give rise to a form of leverage. The use of leverage may cause a fund to liquidate portfolio positions when it may not be advantageous to do so to satisfy its obligations or to meet segregation requirements. Leverage may cause a fund to be more volatile than if it had not been leveraged. This is because leverage tends to exaggerate the effect of any increase or decrease in the value of the fund's portfolio securities.

**Lack of Availability** — Because the markets for certain derivative instruments (including markets located in foreign countries) are relatively new and still developing, suitable derivatives transactions may not be available in all circumstances for risk management or other purposes. The ability to use derivatives may be limited by certain regulatory and tax considerations.

**Market and Other Risks** — Like most other investments, derivative instruments are subject to the risk that the market value of the instrument will change in a way that is detrimental to the interest of the derivative instrument holder. If a derivative instrument holder incorrectly forecasts the value of securities, currencies or interest rates or other economic factors in using derivatives, the holder might have been in a better position if it had not entered into the transaction at all. While some strategies involving derivative instruments can reduce the risk of loss, they can also reduce the opportunity for gain or even result in losses by offsetting favorable price movements in other fund instruments. A derivative instrument holder may also have to buy or sell a security at a disadvantageous time or price to satisfy its obligations or to meet asset segregation requirements in

connection with certain derivative transactions.

**Valuation and Basis Risks** — Other risks in using derivatives include the risk of mispricing or improper valuation of derivatives and the inability of derivatives to correlate perfectly, or at all, with the value of the assets, reference rates or indexes they are designed to closely track.

### Convertible Securities Risk

Convertible securities possess investment characteristics of both stocks and bonds. Convertible securities include convertible bonds and preferred stocks that may be exchanged for a specific number of shares of the issuing company's common stock at a specified conversion price. The value of a convertible security increases and decreases with the value of the underlying common stock and thus is subject to the risks associated with equity securities. When the convertible security's conversion price is similar to the price of the underlying common stock, the convertible security itself generally behaves more like the common stock. When the convertible security's conversion price is greater than the price of the underlying common stock, the convertible security generally behaves more like a fixed income security (and thus will be more sensitive to changes in interest rates).

Convertible securities tend to be of lower credit quality, generally have a higher risk of default and tend to be less liquid than traditional non-convertible securities. Lower-quality debt securities (those of less than investment grade quality) (high yield securities or "junk bonds") involve greater risk of default and tend to be particularly sensitive to changes in the financial condition of an issuer or counterparty, changes in specific economic or political conditions that affect a particular type of security or issuer, and changes in general economic conditions. In addition, the value of lower-quality debt securities of smaller, less well-known issuers can be more volatile than that of larger issuers.

Lower-quality debt securities can be thinly traded or have restrictions on resale, making them difficult to sell at an acceptable price. The default rate for lower-quality debt securities is likely to be higher during economic recessions or periods of high interest rates.

### REITs Risk

Real estate investment trusts ("REITs") are entities that either own properties or make construction or mortgage loans, and also may include operating or finance companies. When the profits or revenues of, or the values of real estate properties owned by REITs decline or fail to meet market expectations, REIT stock prices may also decline. By investing in a REIT, a Fund is subject to the risks associated with investing in real estate (any of which could cause the value of a REIT's stock price to decline), which include, without limitation: possible declines in the value of real estate; adverse general and local economic conditions; inability to obtain financing (at all or on acceptable terms); overbuilding in a given market; property tax increases; insufficient levels of occupancy; increases in operating expenses and in interest rates; and environmental problems. In addition to risks related to investments in real estate generally, investing in REITs involves certain other risks related to their structure and focus including, without limitation, the following: dependency upon management skills; limited diversification; the risks of locating and managing financing for projects; possible default by borrowers; the costs and potential losses of self-liquidation of one or more holdings; and, in many cases, relatively small market capitalization, which may result in less market liquidity and greater price volatility (see "Small-Cap and Mid-Cap Securities Risk"). Investing in REITs also involves risks related to the heavy cash flow dependency of REITs and the possibility that a REIT may fail to maintain applicable exemptions under U.S. and foreign securities and tax laws, which would significantly reduce the return on an investment in the REIT.

### Issuer Risk

The value of any type of security may decline for a number of reasons that relate directly to the issuer such as management performance, financial leverage, reduced demand for the issuer's goods and services, and the possibility that an issuer may go bankrupt.

### Securities Lending Risk

An underlying mutual fund may engage in one or more securities lending programs conducted by the Funds' custodian or other entities to seek to generate income. These loans are secured by collateral invested in cash or cash equivalents. The collateral that a fund receives from a borrower is generally invested in money market funds, other cash

# CITY OF HAMPTON Investment Options (continued)

equivalents, short-term fixed income securities or other similar instruments. Securities lending subjects a fund to certain risks. The borrower of the security may fail to return the loaned security in a timely manner, which could cause the fund to lose money. In addition, the fund may incur investment losses as a result of investing the collateral received in connection with the loans.

## Liquidity Risk

Liquidity risk exists when a particular security or other instrument is difficult to trade. An investment in illiquid assets may reduce the returns of the investment because the holder of such assets may not be able to sell the assets at the time desired for an acceptable price, or might not be able to sell the assets at all. Illiquid assets may also be difficult to value.

## Style Risk

All of the Funds are subject, in varying degrees, to style risk, which is the possibility that returns from a specific type of security in which a Fund invests or the investment style of a fund's adviser will trail the returns of the overall market. In the past, different types of securities have experienced cycles of outperformance and underperformance in comparison to the market in general. Therefore, investing in a fund with a specific style will create exposure to this risk. For example, growth stocks have performed best during the later stages of economic expansion and value stocks have performed best during periods of economic recovery. Therefore, both the growth and value investing styles may, over time, go in and out of favor. At times when the investing style used by a fund is out of favor, that fund may underperform other funds that use different investing styles.

## Indexing Risk

An index or passively managed strategy is designed to approximate the investment characteristics and performance of a specified index. Unlike an actively managed strategy, an index strategy does not rely on a portfolio manager's decision making with respect to which individual securities may outperform others. Securities in an index strategy may be purchased, held, and sold at times when an actively managed portfolio would not do so. In addition, performance of an index strategy will deviate from the performance of the specified index, which is known as tracking error. Tracking error may be caused by: (i) fees and expenses associated with managing the indexed portfolio (whereas the index has no management fees or transaction expenses); (ii) changes to the index; and (iii) the timing of cash flows into and out of the indexed portfolio.

## Multi-Manager Risk

While VIA monitors each subadviser and the overall management of the Funds, each subadviser makes investment decisions independently from VIA and the other subadvisers. It is possible that the security selection process of one subadviser will not complement that of the other subadvisers. As a result, the Funds' exposure to a given security, industry, sector or market capitalization could be smaller or larger than if the Funds were each managed by a single subadviser, which could affect a Fund's performance.

## Asset Allocation Risk

Asset allocation risk as it relates to the VT Vantagepoint Model Portfolio and Milestone Funds is the risk that the selection of the underlying funds and the allocation of fund assets among them will cause the fund to lose money or to underperform other funds with similar investment objectives. In addition, there is the risk that the asset classes favored by the allocations will not perform as expected. The fund's investment adviser may alter the fund's asset allocation, as well as its underlying fund-level allocations, for reasons other than the passage of time. Any changes made in the underlying funds, such as changes in investment objectives or strategies, may affect the fund's performance. The amount invested by the fund in each underlying fund is exposed to the same risks as that underlying fund.

## Active Trading Risk

A fund may engage in a significant number of short-term transactions, which may adversely affect performance. Increased portfolio turnover may result in higher brokerage costs or other transactions fees and expenses. These costs are ultimately passed on to shareholders.

## Fund of Funds Risk

A Fund's investment in another investment company (including another Fund) is subject to the risks associated with that investment company's portfolio securities. For example, if the investment company holds common stocks, the Fund also would be exposed to the risk of investing in common stocks. In addition, when a Fund purchases shares of another investment company (including another fund), the Fund will indirectly bear its proportionate share of the advisory fees and other operating expenses of such investment company. The fees and expenses of the other investment company are in addition to the Fund's own fees and expenses.

## ETF Risk

An investment in an ETF generally presents the same primary risks as an investment in other investment companies (see "Fund of Funds Risk" above). However, an investment in an ETF may be subject to the following additional risks: (1) the market price of an ETF's shares may be above or below their net asset value; (2) an active trading market for the exchange-traded fund's shares may not develop or be maintained; (3) trading in an ETF's shares may be halted if the listing exchange's officials deem such action appropriate; (4) an ETF may not be actively managed and may not accurately track the performance of the reference index; (5) an ETF would not necessarily sell a security because the issuer of the security was in financial trouble unless the security is removed from the index that the exchange-traded fund seeks to track; and (6) the value of an investment in an ETF will decline more or less in correlation with any decline in the value of the index the ETF seeks to track.

## Floating Rate Loan Risk

Investments in floating rate loans have risks that are similar to those of fixed income securities. In addition, floating rate loans carry the risk of impairment of collateral. The value of the collateral securing a floating rate loan can decline, be insufficient to meet the obligations of the borrower, or be difficult to liquidate. As such a floating rate loan may not be fully collateralized and can decline significantly in value. Floating rate loans may also carry liquidity risk. Floating rate loans generally are subject to legal or contractual restrictions on resale. Therefore, the liquidity of floating rate loans, including the volume and frequency of secondary market trading in such loans, varies significantly over time and among individual floating rate loans. If the credit quality of a floating rate loan suffers a significant decline, the secondary trading market for that same loan may also decline, making it more difficult to sell and to value. Difficulty in selling a floating rate loan can result in a loss.

## Asset Allocation Risk

All funds that invest in other mutual funds are subject to asset allocation risk which is the risk that the selection of, and the allocation to, those other mutual funds may cause a fund to underperform other funds or investments with a similar investment objective.

## Banking and Financial Services Securities Risk

Banks and financial services companies are highly dependent on the supply of short-term financing. The value of securities of issuers in the banking and financial services industry can be sensitive to changes in government regulation, interest rates, economic downturns in the United States and abroad, and other factors.

## Inflation-Adjusted Securities Risk

Investments in inflation-adjusted securities are affected by changes in interest and inflation rates. Interest payments on inflation-adjusted securities will vary as the principal or interest is adjusted for inflation and may be more volatile than interest paid on ordinary fixed income securities. Inflation-adjusted securities may not produce a steady income stream, and may not provide any income, particularly during deflationary periods.

## Leverage Risk

Leverage, including borrowing, will cause the value of an underlying mutual fund's shares to be more volatile than if the fund did not use leverage. This is because leverage tends to exaggerate the effect of any increase or decrease in the value of the fund's portfolio securities. An underlying mutual fund may engage in transactions or purchase instruments that give rise to forms of leverage, such as derivatives, reverse repurchase agreements or other borrowings, investment of collateral from loans of portfolio securities,

## CITY OF HAMPTON Investment Options (continued)

---

*or use of when-issued, delayed-delivery, or forward commitment transactions.*

### **Non-Diversified Risk**

*Certain funds are classified as non-diversified. This means that the underlying fund may have investments in fewer issuers than a diversified mutual fund of comparable size. A non-diversified fund can be more volatile than a diversified fund, and volatility may be expected to increase when the fund makes significant investments in a single issuer or issuers within a particular economic sector, industry or geographic region.*

### **Repurchase Agreement Counterparty Risk**

*The risk that a counterparty to a repurchase agreement could fail to honor the terms of its agreement.*

### **Short Sale Risk**

*A short sale is the sale of a security that a fund does not own or any sale that is consummated by the delivery of a security borrowed by the fund. In general, short selling is used to try to profit from an expected downward price movement of the security, to provide liquidity in response to unanticipated demand, or to hedge the risk of a long position in the same security or in a related security. Short sales create a risk that a fund may be required to close the short position by buying back the security at a time when the security has appreciated in value, thus resulting in a loss to the fund. Because a short position loses value as the security's price increases and there is no upper limit to a security's price, the loss on a short sale is theoretically unlimited. In contrast, the loss on a long position is limited to what the fund originally paid for the security. A fund may not always be able to borrow a security it seeks to sell short at a particular time due to a lack of supply of the security available for borrowing or because the costs to borrow such a security are too high. As a result, a fund may be unable to fully implement its investment strategy. Short sales magnify the potential for gain or loss on monies invested by borrowing securities and losses can exceed the amount invested in a short position. Assets segregated to cover short sales may decline in value.*

### **Large Investor Risk**

*From time to time, certain underlying mutual funds that are "fund of funds" or registered mutual funds that have other investment vehicles, such as a retirement plan or collective investment trust as a majority shareholder, may experience large investments or redemptions due to allocations or rebalancings. While it is impossible to predict the overall impact of these transactions over time, there could be adverse effects on portfolio management. For example, an underlying mutual fund may be required to sell securities or invest cash at times when it would not otherwise do so. These transactions can increase transaction costs.*



# CITY OF HAMPTON Investment Options (continued)

Fund Name	Investment Objective/Principal Investment Strategy	Principal Risks
<b>Stable Value/Money Market Funds</b>		
VT PLUS Fund	Please find information regarding this fund in the section titled "Additional Information About Your Investment Options."	
VT Cash Management Fund	<p><b>Objective:</b> As high a level of current income as is consistent with the preservation of capital and the maintenance of liquidity.</p> <p><b>Strategy:</b> The underlying mutual fund is a money market fund. It normally invests in a diversified portfolio of high quality, short-term, dollar-denominated debt securities, including at least 25% of its net assets in domestic or dollar-denominated foreign bank obligations.</p>	<ul style="list-style-type: none"> <li>● Interest Rate Risk</li> <li>● Credit Risk</li> <li>● Liquidity Risk</li> <li>● Banking and Financial Services Securities Risk</li> <li>● Foreign Securities Risk</li> <li>● U.S. Government Agency Securities Risk</li> <li>● U.S. Treasury Securities Risk</li> <li>● Repurchase Agreement Counterparty Risk</li> </ul>
<b>Bond Funds</b>		
VT Vantagepoint Core Bond Index Fund Morningstar Category † ‡: Intermediate-Term Bond	<p><b>Objective:</b> Current income by approximating the performance of the Barclays U.S. Aggregate Bond Index.</p> <p><b>Strategy:</b> The underlying mutual fund invests, under normal circumstances, at least 90% of its net assets in bonds and other fixed income securities included in the Barclays U.S. Aggregate Bond Index, selected and weighted to seek to result in investment characteristics comparable to those of that index and performance that correlates with the performance of that index. The Fund follows an indexed or "passively managed" approach to investing.</p>	<ul style="list-style-type: none"> <li>● Interest Rate Risk</li> <li>● U.S. Government Agency Securities Risk</li> <li>● Mortgage-backed Securities Risk</li> <li>● Asset-backed Securities Risk</li> <li>● Credit Risk</li> <li>● Index Fund Risk</li> </ul>
VT PIMCO Total Return Fund Morningstar Category † ‡: Intermediate-Term Bond	<p><b>Objective:</b> Maximum total return, consistent with preservation of capital and prudent investment management.</p> <p><b>Strategy:</b> The underlying mutual fund invests, under normal circumstances, at least 65% of its total assets in a diversified portfolio of fixed income instruments of varying maturities, which may be represented by forward contracts or derivative instruments such as options, futures, or swap agreements. Fixed income instruments include bond, debt securities, and other similar instruments issued by U.S. and non-U.S. public or private-sector entities. It invests primarily in investment grade debt securities, but also may invest up to 10% of its total assets in high-yield securities ("junk bonds"). The underlying fund may also invest in securities denominated in foreign currencies and in securities and instruments tied to emerging market countries. It may also invest in derivative instruments without limitation.</p>	<ul style="list-style-type: none"> <li>● Interest Rate Risk</li> <li>● Credit Risk</li> <li>● Liquidity Risk</li> <li>● High Yield Securities Risk</li> <li>● Derivative Instruments Risk</li> <li>● Leverage Risk</li> <li>● Mortgage-backed Securities Risk</li> <li>● Asset-backed Securities Risk</li> <li>● Foreign Securities Risk</li> <li>● Foreign Currency Risk</li> <li>● Short Sale Risk</li> <li>● Emerging Markets Risk</li> </ul>

† The source for this information is Morningstar, Inc. Copyright © 2014 Morningstar, Inc.® All Rights Reserved. The information contained herein: (1) is proprietary to Morningstar and/or its content providers; (2) may not be copied or distributed; and (3) is not warranted to be accurate, complete or timely. Neither Morningstar nor its content providers are responsible for any damages or losses arising from any use of this information. Morningstar, Inc. is a global investment research firm that is not affiliated with ICMA-RC. ICMA-RC does not independently verify Morningstar data.

‡ Morningstar places funds in certain categories based on the fund's historical portfolio holdings. Placement of a fund in a particular Morningstar category does not mean that the fund will remain in that category or that it will invest primarily in securities consistent with its Morningstar category. A fund's investment strategy and portfolio holdings are governed by its prospectus, guidelines or other governing documents, not its Morningstar category.

## CITY OF HAMPTON Investment Options (continued)

Fund Name	Investment Objective/Principal Investment Strategy	Principal Risks
<b>VT Vantagepoint Inflation Protected Securities Fund</b>  Morningstar Category † ‡: Inflation-Protected Bond	<b>Objective:</b> Current income. <b>Strategy:</b> The underlying mutual fund invests, under normal circumstances, at least 80% of its net assets in inflation-adjusted U.S. and foreign fixed income securities and normally invests at least 50% of its net assets in U.S. Treasury inflation-protected securities ("TIPS"). The Fund's subadvisers actively trade in the TIPS market to seek attractive return opportunities, and may also invest up to 20% of the Fund's net assets in U.S. and foreign fixed income securities whose values are not linked to adjustments in reported inflation rates.	<ul style="list-style-type: none"> <li>• Inflation-Adjusted Securities Risk</li> <li>• Interest Rate Risk</li> <li>• Credit Risk</li> <li>• Foreign Securities Risk</li> <li>• Foreign Currency Risk</li> <li>• U.S. Government Agency Securities Risk</li> <li>• Derivative Instruments Risk</li> <li>• Call Risk</li> <li>• Mortgage-backed Securities Risk</li> <li>• Asset-backed Securities Risk</li> <li>• Municipal Securities Risk</li> <li>• Active Trading Risk</li> <li>• Multi-Manager Risk</li> </ul>
<b>VT PIMCO High Yield Fund</b>  Morningstar Category † ‡: High Yield Bond	<b>Objective:</b> Maximum total return consistent with preservation of capital and prudent investment management. <b>Strategy:</b> The underlying mutual fund invests, under normal circumstances, at least 80% of its assets in a diversified portfolio of high-yield securities ("junk bonds"), which may be represented by forward contracts or derivatives such as options, futures, or swap agreements, rated below investment grade by Moody's, or equivalently rated by S&P or Fitch. It may also invest in derivative instruments without limitation.	<ul style="list-style-type: none"> <li>• Interest Rate Risk</li> <li>• Credit Risk</li> <li>• Liquidity Risk</li> <li>• High Yield Securities Risk</li> <li>• Derivative Instruments Risk</li> <li>• Leverage Risk</li> <li>• Mortgage-backed Securities Risk</li> <li>• Asset-backed Securities Risk</li> <li>• Foreign Securities Risk</li> <li>• Foreign Currency Risk</li> <li>• Short Sale Risk</li> <li>• Emerging Markets Risk</li> </ul>
<b>Guaranteed Lifetime Income Funds</b>		
<b>VT Retirement Income Advantage Fund</b>	Please find information regarding this fund in the section titled "Additional Information About Your Investment Options."	
<b>Balanced/Asset Allocation Funds</b>		
<b>VT Vantagepoint Milestone Retirement Income Fund</b>  Morningstar Category † ‡: Retirement Income	<b>Objective:</b> Current income and opportunities for capital growth that have limited risk. <b>Strategy:</b> The underlying fund invests in a combination of other Vantagepoint Funds and one or more third-party exchange-traded funds ("ETFs") to seek to obtain exposure to approximately 55% fixed income investments, 25% equity investments, and 20% investments in asset classes and strategies that have historically exhibited a low correlation to traditional fixed income and equity investments through the Vantagepoint Diversifying Strategies Fund, a "multi-strategy" fund.	<ul style="list-style-type: none"> <li>• Asset Allocation Risk</li> <li>• Interest Rate Risk</li> <li>• Credit Risk</li> <li>• Convertible Securities Risk</li> <li>• Mortgage-backed Securities Risk</li> <li>• Asset-backed Securities Risk</li> <li>• U.S. Government Agency Securities Risk</li> <li>• Stock Market Risk</li> <li>• Foreign Securities Risk</li> <li>• Derivative Instruments Risk</li> <li>• Fund of Funds Risk</li> <li>• ETF Risk</li> <li>• Large Investor Risk</li> </ul>

## CITY OF HAMPTON Investment Options (continued)

Fund Name	Investment Objective/Principal Investment Strategy	Principal Risks
<p><b>VT Vantagepoint Milestone 2010 Fund</b></p> <p>Morningstar Category† ‡: Target Date 2000-2010</p>	<p><b>Objective:</b> High total return consistent with the Fund’s current asset allocation.</p> <p><b>Strategy:</b> The underlying fund invests in a combination of other Vantagepoint Funds and one or more third-party exchange-traded funds (“ETFs”) using an asset allocation strategy designed for investors who retired in or around the year 2010 and would like to make gradual withdrawals from the Fund. The Fund invests in a combination of equity investments, fixed income investments, and investments in asset classes and strategies that have historically exhibited a low correlation to traditional fixed income and equity investments (through the Vantagepoint Diversifying Strategies Fund, a “multi-strategy fund”) that the adviser believes to be appropriate. As time elapses, the Fund’s allocation to equity investments decreases and the Fund’s allocation to fixed income investments and the “multi-strategy” investment increases so that by June 30 of the year 2020 (10 years after the year indicated in the Fund’s name), the Fund’s net assets will be invested approximately 25% in equity Funds, 55% in fixed income funds, and 20% in the multi-strategy fund.</p>	<ul style="list-style-type: none"> <li>• Asset Allocation Risk</li> <li>• Interest Rate Risk</li> <li>• Credit Risk</li> <li>• Mortgage-backed Securities Risk</li> <li>• Convertible Securities Risk</li> <li>• Asset-backed Securities Risk</li> <li>• U.S. Government Agency Securities Risk</li> <li>• Stock Market Risk</li> <li>• Foreign Securities Risk</li> <li>• Derivative Instruments Risk</li> <li>• Fund of Funds Risk</li> <li>• ETF Risk</li> <li>• Large Investor Risk</li> </ul>
<p><b>VT Vantagepoint Milestone 2015 Fund</b></p> <p>Morningstar Category† ‡: Target Date 2011-2015</p>	<p><b>Objective:</b> High total return consistent with the Fund’s current asset allocation.</p> <p><b>Strategy:</b> The underlying Vantagepoint Milestone Fund invests in a combination of other Vantagepoint Funds and one or more third-party exchange-traded funds (“ETFs”) using an asset allocation strategy designed for investors who expect to begin making gradual withdrawals from the Fund, typically at or after retirement (assumed to occur at age 60), in or around the year stated in the underlying mutual fund’s name. The Fund invests in a combination of equity investments, fixed income investments, and investments in asset classes and strategies that have historically exhibited a low correlation to traditional fixed income and equity investments (through the Vantagepoint Diversifying Strategies Fund, a “multi-strategy fund”) that the adviser believes to be appropriate. As time elapses, the Fund’s allocation to equity investments decreases and the Fund’s allocation to fixed income investments and the “multi-strategy” investment increases so that by June 30, 10 years after the year indicated in the underlying Vantagepoint Fund’s name, its net assets will be invested approximately 25% in equity funds, 55% in fixed income funds, and 20% in the multi-strategy fund.</p>	<ul style="list-style-type: none"> <li>• Asset Allocation Risk</li> <li>• Stock Market Risk</li> <li>• Foreign Securities Risk</li> <li>• Small-Cap Securities Risk</li> <li>• Mid-Cap Securities Risk</li> <li>• Convertible Securities Risk</li> <li>• Interest Rate Risk</li> <li>• Credit Risk</li> <li>• Mortgage-backed Securities Risk</li> <li>• Asset-backed Securities Risk</li> <li>• Derivative Instruments Risk</li> <li>• Fund of Funds Risk</li> <li>• ETF Risk</li> <li>• Large Investor Risk</li> </ul>
<p><b>VT Vantagepoint Milestone 2020 Fund</b></p> <p>Morningstar Category† ‡: Target Date 2016-2020</p>	<p><b>Objective:</b> High total return consistent with the Fund’s current asset allocation.</p> <p><b>Strategy:</b> The underlying Vantagepoint Milestone Fund invests in a combination of other Vantagepoint Funds and one or more third-party exchange-traded funds (“ETFs”) using an asset allocation strategy designed for investors who expect to begin making gradual withdrawals from the Fund, typically at or after retirement (assumed to occur at age 60), in or around the year stated in the underlying mutual fund’s name. The Fund invests in a combination of equity investments, fixed income investments, and investments in asset classes and strategies that have historically exhibited a low correlation to traditional fixed income and equity investments (through the Vantagepoint Diversifying Strategies Fund, a “multi-strategy fund”) that the adviser believes to be appropriate. As time elapses, the Fund’s allocation to equity investments decreases and the Fund’s allocation to fixed income investments and the “multi-strategy” investment increases so that by June 30, 10 years after the year indicated in the underlying Vantagepoint Fund’s name, its net assets will be invested approximately 25% in equity funds, 55% in fixed income funds, and 20% in the multi-strategy fund.</p>	<ul style="list-style-type: none"> <li>• Asset Allocation Risk</li> <li>• Stock Market Risk</li> <li>• Foreign Securities Risk</li> <li>• Small-Cap Securities Risk</li> <li>• Mid-Cap Securities Risk</li> <li>• Equity Income/Interest Rate Risk</li> <li>• Convertible Securities Risk</li> <li>• Interest Rate Risk</li> <li>• Credit Risk</li> <li>• Mortgage-backed Securities Risk</li> <li>• Asset-backed Securities Risk</li> <li>• Derivative Instruments Risk</li> <li>• Fund of Funds Risk</li> <li>• ETF Risk</li> <li>• Large Investor Risk</li> </ul>

## CITY OF HAMPTON Investment Options (continued)

Fund Name	Investment Objective/Principal Investment Strategy	Principal Risks
<p><b>VT Vantagepoint Milestone 2025 Fund</b></p> <p>Morningstar Category † ‡: Target Date 2021-2025</p>	<p><b>Objective:</b> High total return consistent with the Fund’s current asset allocation.</p> <p><b>Strategy:</b> The underlying Vantagepoint Milestone Fund invests in a combination of other Vantagepoint Funds and one or more third-party exchange-traded funds (“ETFs”) using an asset allocation strategy designed for investors who expect to begin making gradual withdrawals from the Fund, typically at or after retirement (assumed to occur at age 60), in or around the year stated in the underlying mutual fund’s name. The Fund invests in a combination of equity investments, fixed income investments, and investments in asset classes and strategies that have historically exhibited a low correlation to traditional fixed income and equity investments (through the Vantagepoint Diversifying Strategies Fund, a “multi-strategy fund”) that the adviser believes to be appropriate. As time elapses, the Fund’s allocation to equity investments decreases and the Fund’s allocation to fixed income investments and the “multi-strategy” investment increases so that by June 30, 10 years after the year indicated in the underlying Vantagepoint Fund’s name, its net assets will be invested approximately 25% in equity funds, 55% in fixed income funds, and 20% in the multi-strategy fund.</p>	<ul style="list-style-type: none"> <li>• Asset Allocation Risk</li> <li>• Stock Market Risk</li> <li>• Foreign Securities Risk</li> <li>• Small-Cap Securities Risk</li> <li>• Mid-Cap Securities Risk</li> <li>• Equity Income/Interest Rate Risk</li> <li>• Interest Rate Risk</li> <li>• Credit Risk</li> <li>• Convertible Securities Risk</li> <li>• Mortgage-backed Securities Risk</li> <li>• Asset-backed Securities Risk</li> <li>• Derivative Instruments Risk</li> <li>• Fund of Funds Risk</li> <li>• ETF Risk</li> <li>• Large Investor Risk</li> </ul>
<p><b>VT Vantagepoint Milestone 2030 Fund</b></p> <p>Morningstar Category † ‡: Target Date 2026-2030</p>	<p><b>Objective:</b> High total return consistent with the Fund’s current asset allocation.</p> <p><b>Strategy:</b> The underlying Vantagepoint Milestone Fund invests in a combination of other Vantagepoint Funds and one or more third-party exchange-traded funds (“ETFs”) using an asset allocation strategy designed for investors who expect to begin making gradual withdrawals from the Fund, typically at or after retirement (assumed to occur at age 60), in or around the year stated in the underlying mutual fund’s name. The Fund invests in a combination of equity investments, fixed income investments, and investments in asset classes and strategies that have historically exhibited a low correlation to traditional fixed income and equity investments (through the Vantagepoint Diversifying Strategies Fund, a “multi-strategy fund”) that the adviser believes to be appropriate. As time elapses, the Fund’s allocation to equity investments decreases and the Fund’s allocation to fixed income investments and the “multi-strategy” investment increases so that by June 30, 10 years after the year indicated in the underlying Vantagepoint Fund’s name, its net assets will be invested approximately 25% in equity funds, 55% in fixed income funds, and 20% in the multi-strategy fund.</p>	<ul style="list-style-type: none"> <li>• Asset Allocation Risk</li> <li>• Stock Market Risk</li> <li>• Foreign Securities Risk</li> <li>• Small-Cap Securities Risk</li> <li>• Mid-Cap Securities Risk</li> <li>• Equity Income/Interest Rate Risk</li> <li>• Interest Rate Risk</li> <li>• Credit Risk</li> <li>• Mortgage-backed Securities Risk</li> <li>• Asset-backed Securities Risk</li> <li>• Derivative Instruments Risk</li> <li>• Fund of Funds Risk</li> <li>• ETF Risk</li> <li>• Large Investor Risk</li> </ul>
<p><b>VT Vantagepoint Milestone 2035 Fund</b></p> <p>Morningstar Category † ‡: Target Date 2031-2035</p>	<p><b>Objective:</b> High total return consistent with the Fund’s current asset allocation.</p> <p><b>Strategy:</b> The underlying Vantagepoint Milestone Fund invests in a combination of other Vantagepoint Funds and one or more third-party exchange-traded funds (“ETFs”) using an asset allocation strategy designed for investors who expect to begin making gradual withdrawals from the Fund, typically at or after retirement (assumed to occur at age 60), in or around the year stated in the underlying mutual fund’s name. The Fund invests in a combination of equity investments, fixed income investments, and investments in asset classes and strategies that have historically exhibited a low correlation to traditional fixed income and equity investments (through the Vantagepoint Diversifying Strategies Fund, a “multi-strategy fund”) that the adviser believes to be appropriate. As time elapses, the Fund’s allocation to equity investments decreases and the Fund’s allocation to fixed income investments and the “multi-strategy” investment increases so that by June 30, 10 years after the year indicated in the underlying Vantagepoint Fund’s name, its net assets will be invested approximately 25% in equity funds, 55% in fixed income funds, and 20% in the multi-strategy fund.</p>	<ul style="list-style-type: none"> <li>• Asset Allocation Risk</li> <li>• Stock Market Risk</li> <li>• Foreign Securities Risk</li> <li>• Small-Cap Securities Risk</li> <li>• Mid-Cap Securities Risk</li> <li>• Equity Income/Interest Rate Risk</li> <li>• Interest Rate Risk</li> <li>• Credit Risk</li> <li>• Mortgage-backed Securities Risk</li> <li>• Asset-backed Securities Risk</li> <li>• Derivative Instruments Risk</li> <li>• Fund of Funds Risk</li> <li>• ETF Risk</li> <li>• Large Investor Risk</li> </ul>



## CITY OF HAMPTON Investment Options (continued)

Fund Name	Investment Objective/Principal Investment Strategy	Principal Risks
<p><b>VT Vantagepoint Milestone 2040 Fund</b></p> <p>Morningstar Category † ‡: Target Date 2036-2040</p>	<p><b>Objective:</b> High total return consistent with the Fund's current asset allocation.</p> <p><b>Strategy:</b> The underlying Vantagepoint Milestone Fund invests in a combination of other Vantagepoint Funds and one or more third-party exchange-traded funds ("ETFs") using an asset allocation strategy designed for investors who expect to begin making gradual withdrawals from the Fund, typically at or after retirement (assumed to occur at age 60), in or around the year stated in the underlying mutual fund's name. The Fund invests in a combination of equity investments, fixed income investments, and investments in asset classes and strategies that have historically exhibited a low correlation to traditional fixed income and equity investments (through the Vantagepoint Diversifying Strategies Fund, a "multi-strategy fund") that the adviser believes to be appropriate. As time elapses, the Fund's allocation to equity investments decreases and the Fund's allocation to fixed income investments and the "multi-strategy" investment increases so that by June 30, 10 years after the year indicated in the underlying Vantagepoint Fund's name, its net assets will be invested approximately 25% in equity funds, 55% in fixed income funds, and 20% in the multi-strategy fund.</p>	<ul style="list-style-type: none"> <li>• Asset Allocation Risk</li> <li>• Stock Market Risk</li> <li>• Foreign Securities Risk</li> <li>• Small-Cap Securities Risk</li> <li>• Mid-Cap Securities Risk</li> <li>• Equity Income/Interest Rate Risk</li> <li>• Derivative Instruments Risk</li> <li>• Fund of Funds Risk</li> <li>• ETF Risk</li> <li>• Large Investor Risk</li> </ul>
<p><b>VT Vantagepoint Milestone 2045 Fund</b></p> <p>Morningstar Category † ‡: Target Date 2041-2045</p>	<p><b>Objective:</b> High total return consistent with the Fund's current asset allocation.</p> <p><b>Strategy:</b> The underlying Vantagepoint Milestone Fund invests in a combination of other Vantagepoint Funds and one or more third-party exchange-traded funds ("ETFs") using an asset allocation strategy designed for investors who expect to begin making gradual withdrawals from the Fund, typically at or after retirement (assumed to occur at age 60), in or around the year stated in the underlying mutual fund's name. The Fund invests in a combination of equity investments, fixed income investments, and investments in asset classes and strategies that have historically exhibited a low correlation to traditional fixed income and equity investments (through the Vantagepoint Diversifying Strategies Fund, a "multi-strategy fund") that the adviser believes to be appropriate. As time elapses, the Fund's allocation to equity investments decreases and the Fund's allocation to fixed income investments and the "multi-strategy" investment increases so that by June 30, 10 years after the year indicated in the underlying Vantagepoint Fund's name, its net assets will be invested approximately 25% in equity funds, 55% in fixed income funds, and 20% in the multi-strategy fund.</p>	<ul style="list-style-type: none"> <li>• Asset Allocation Risk</li> <li>• Stock Market Risk</li> <li>• Foreign Securities Risk</li> <li>• Small-Cap Securities Risk</li> <li>• Mid-Cap Securities Risk</li> <li>• Equity Income/Interest Rate Risk</li> <li>• Fund of Funds Risk</li> <li>• ETF Risk</li> <li>• Large Investor Risk</li> </ul>
<p><b>VT Vantagepoint Milestone 2050 Fund</b></p> <p>Morningstar Category † ‡: Target Date 2046-2050</p>	<p><b>Objective:</b> To offer high total return consistent with the Fund's current asset allocation.</p> <p><b>Strategy:</b> The underlying Vantagepoint Milestone Fund invests in a combination of other Vantagepoint Funds and one or more third-party exchange-traded funds ("ETFs") using an asset allocation strategy designed for investors who expect to begin making gradual withdrawals from the Fund, typically at or after retirement (assumed to occur at age 60), in or around the year stated in the underlying mutual fund's name. The Fund invests in a combination of equity investments, fixed income investments, and investments in asset classes and strategies that have historically exhibited a low correlation to traditional fixed income and equity investments (through the Vantagepoint Diversifying Strategies Fund, a "multi-strategy fund") that the adviser believes to be appropriate. As time elapses, the Fund's allocation to equity investments decreases and the Fund's allocation to fixed income investments and the "multi-strategy" investment increases so that by June 30, 10 years after the year indicated in the underlying Vantagepoint Fund's name, its net assets will be invested approximately 25% in equity funds, 55% in fixed income funds, and 20% in the multi-strategy fund.</p>	<ul style="list-style-type: none"> <li>• Asset Allocation Risk</li> <li>• Stock Market Risk</li> <li>• Foreign Securities Risk</li> <li>• Small-Cap Securities Risk</li> <li>• Mid-Cap Securities Risk</li> <li>• Indexing Risk</li> <li>• Equity Income/Interest Rate Risk</li> <li>• Fund of Funds Risk</li> <li>• ETF Risk</li> <li>• Large Investor Risk</li> </ul>

## CITY OF HAMPTON Investment Options (continued)

Fund Name	Investment Objective/Principal Investment Strategy	Principal Risks
<p><b>VT Vantagepoint Model Portfolio Conservative Growth Fund</b></p> <p>Morningstar Category† ‡: Conservative Allocation</p>	<p><b>Objective:</b> Reasonable current income and capital preservation, with modest potential for capital growth.</p> <p><b>Strategy:</b> The underlying fund invests in a combination of other Vantagepoint Funds and one or more third-party exchange-traded funds (“ETFs”) to seek to obtain exposure to approximately 41% fixed income investments, 40% equity investments, and 19% investments in asset classes and strategies that have historically exhibited a low correlation to traditional fixed income and equity investments through the Vantagepoint Diversifying Strategies Fund, a “multi-strategy” fund.</p>	<ul style="list-style-type: none"> <li>• Asset Allocation Risk</li> <li>• Interest Rate Risk</li> <li>• Credit Risk</li> <li>• Convertible Securities Risk</li> <li>• Mortgage-backed Securities Risk</li> <li>• Asset-backed Securities Risk</li> <li>• Stock Market Risk</li> <li>• Foreign Securities Risk</li> <li>• Small-Cap Securities Risk</li> <li>• Mid-Cap Securities Risk</li> <li>• Derivative Instruments Risk</li> <li>• Fund of Funds Risk</li> <li>• ETF Risk</li> <li>• Large Investor Risk</li> </ul>
<p><b>VT Vantagepoint Model Portfolio Traditional Growth Fund</b></p> <p>Morningstar Category† ‡: Moderate Allocation</p>	<p><b>Objective:</b> Moderate capital growth and reasonable current income.</p> <p><b>Strategy:</b> The underlying fund invests in a combination of other Vantagepoint Funds and one or more third-party exchange-traded funds (“ETFs”) to seek to obtain exposure to approximately 25% fixed income investments, 60% equity investments, and 15% investments in asset classes and strategies that have historically exhibited a low correlation to traditional fixed income and equity investments through the Vantagepoint Diversifying Strategies Fund, a “multi-strategy” fund.</p>	<ul style="list-style-type: none"> <li>• Asset Allocation Risk</li> <li>• Stock Market Risk</li> <li>• Foreign Securities Risk</li> <li>• Small-Cap Securities Risk</li> <li>• Mid-Cap Securities Risk</li> <li>• Equity Income/Interest Rate Risk</li> <li>• Convertible Securities Risk</li> <li>• Interest Rate Risk</li> <li>• Credit Risk</li> <li>• Mortgage-backed Securities Risk</li> <li>• Asset-backed Securities Risk</li> <li>• Derivative Instruments Risk</li> <li>• Fund of Funds Risk</li> <li>• ETF Risk</li> <li>• Large Investor Risk</li> </ul>
<p><b>VT Vantagepoint Model Portfolio Long-Term Growth Fund</b></p> <p>Morningstar Category† ‡: Aggressive Allocation</p>	<p><b>Objective:</b> High long-term capital growth and modest current income.</p> <p><b>Strategy:</b> The underlying fund invests in a combination of other Vantagepoint Funds and one or more third-party exchange-traded funds (“ETFs”) to seek to obtain exposure to approximately 13% fixed income investments, 75% equity investments, and 12% investments in asset classes and strategies that have historically exhibited a low correlation to traditional fixed income and equity investments through the Vantagepoint Diversifying Strategies Fund, a “multi-strategy” fund.</p>	<ul style="list-style-type: none"> <li>• Asset Allocation Risk</li> <li>• Stock Market Risk</li> <li>• Foreign Securities Risk</li> <li>• Small-Cap Securities Risk</li> <li>• Mid-Cap Securities Risk</li> <li>• Equity Income/Interest Rate Risk</li> <li>• Convertible Securities Risk</li> <li>• Interest Rate Risk</li> <li>• Credit Risk</li> <li>• Mortgage-backed Securities Risk</li> <li>• Asset-backed Securities Risk</li> <li>• Derivative Instruments Risk</li> <li>• Fund of Funds Risk</li> <li>• ETF Risk</li> <li>• Large Investor Risk</li> </ul>

## CITY OF HAMPTON Investment Options (continued)

Fund Name	Investment Objective/Principal Investment Strategy	Principal Risks
VT Vantagepoint Model Portfolio All-Equity Growth Fund Morningstar Category† ‡: Large Blend	<b>Objective:</b> High long-term capital growth. <b>Strategy:</b> The underlying Fund invests, under normal circumstances, 100% of its net assets in equity funds by investing in a combination of other Vantagepoint Funds whose assets are invested, under normal circumstances at least 80% in equity securities or instruments that provide equity exposure.	<ul style="list-style-type: none"> <li>• Asset Allocation Risk</li> <li>• Stock Market Risk</li> <li>• Foreign Securities Risk</li> <li>• Small-Cap Securities Risk</li> <li>• Mid-Cap Securities Risk</li> <li>• Preferred Stock Risk</li> <li>• Equity Income/Interest Rate Risk</li> </ul>
VT Fidelity Puritan® Fund Morningstar Category† ‡: Moderate Allocation	<b>Objective:</b> Income and capital growth consistent with reasonable risk. <b>Strategy:</b> The underlying mutual fund seeks to achieve its investment objective by investing approximately 60% of its assets in stocks and other equity securities and the remainder in bonds and other debt securities, including lower-quality debt securities. It invests at least 25% of its total assets in fixed income senior securities (including debt securities and preferred stock), and it invests in domestic and foreign issuers. It may invest in growth stocks or value stocks or a combination of both types.	<ul style="list-style-type: none"> <li>• Stock Market Risk</li> <li>• Preferred Stock Risk</li> <li>• Interest Rate Risk</li> <li>• Credit Risk</li> <li>• High Yield Securities Risk</li> <li>• Foreign Securities Risk</li> <li>• Derivative Instruments Risk</li> </ul>
<b>U.S. Stock Funds</b>		
VT Vantagepoint Equity Income Fund Morningstar Category† ‡: Large Value	<b>Objective:</b> Long-term capital growth with consistency derived from dividend yield. <b>Strategy:</b> The underlying mutual fund invests, under normal circumstances, at least 80% of its net assets in equity securities, (common and preferred stock). The Fund seeks to invest primarily in the common stocks of U.S. companies that the Fund's subadvisers believe will pay dividends at above-market levels. As a result of the Fund's income focus, certain sectors or industries may be emphasized. The Fund may exhibit greater sensitivity to certain economic factors (e.g., changing interest rates) than will the general stock market. The Fund may invest across companies of all sizes but generally focuses on larger capitalization companies, which tend to have stable long-term earnings and dividend-paying records.	<ul style="list-style-type: none"> <li>• Stock Market Risk</li> <li>• Preferred Stock Risk</li> <li>• Style</li> <li>• Equity Income/Interest Rate Risk</li> <li>• Small-Cap Securities Risk</li> <li>• Mid-Cap Securities Risk</li> <li>• Foreign Securities Risk</li> <li>• Foreign Currency Risk</li> <li>• Convertible Securities Risk</li> <li>• Multi-Manager Risk</li> </ul>
VT Invesco Diversified Dividend Fund Morningstar Category† ‡: Large Value	<b>Objective:</b> Long-term growth of capital and, secondarily, current income. <b>Strategy:</b> The underlying mutual fund invests primarily in dividend-paying equity securities. The principal type of equity security in which it invests is common stock. The underlying mutual fund invests in securities that its portfolio managers believe are undervalued based on various valuation measures. It may invest up to 25% of its net assets in securities of foreign issuers, and may also invest up to 20% of its net assets in investment-grade debt securities of U.S. issuers. In selecting investments, the portfolio managers seek to identify dividend-paying issuers with strong profitability, solid balance sheets and capital allocation policies that support sustained or increasing dividends and share repurchases.	<ul style="list-style-type: none"> <li>• Stock Market Risk</li> <li>• Style</li> <li>• Foreign Securities Risk</li> <li>• Foreign Currency Risk</li> <li>• Call Risk</li> <li>• Credit Risk</li> <li>• Interest Rate Risk</li> </ul>
VT AllianzGI NFJ Dividend Value Fund Morningstar Category† ‡: Large Value	<b>Objective:</b> Long-term growth of capital and income. <b>Strategy:</b> The underlying mutual fund normally invests at least 80% of its net assets (plus borrowings made for investment purposes) in common stocks and other equity securities of companies that pay or are expected to pay dividends. Under normal circumstances the underlying fund will invest primarily in common stocks of companies with market capitalizations greater than \$3.5 billion. The underlying mutual fund's portfolio managers use a value investing style. It may also invest in REITs, foreign securities, and the securities of issuers located in emerging market countries.	<ul style="list-style-type: none"> <li>• Stock Market Risk</li> <li>• Style</li> <li>• Preferred Stock Risk</li> <li>• Foreign Securities Risk</li> <li>• Emerging Markets Risk</li> <li>• Foreign Currency Risk</li> <li>• Real Estate Investment Trust ("REIT") Securities Risk</li> <li>• Convertible Securities Risk</li> <li>• Active Trading Risk</li> <li>• Derivative Instruments Risk</li> </ul>

## CITY OF HAMPTON Investment Options (continued)

Fund Name	Investment Objective/Principal Investment Strategy	Principal Risks
<b>VT Vantagepoint 500 Stock Index Fund</b> Morningstar Category† ‡: Large Blend	<b>Objective:</b> Long-term capital growth by approximating the performance of the S&P 500 Index. <b>Strategy:</b> The underlying mutual fund invests, under normal circumstances, at least 90% of its net assets in stocks included in the S&P 500 Index, weighted to seek to replicate the investment characteristics of the S&P 500 Index and performance that correlates with that of the index. The Fund follows an indexed or “passively managed” approach to investing.	<ul style="list-style-type: none"> <li>● Stock Market Risk</li> <li>● Index Fund Risk</li> </ul>
<b>VT Vantagepoint Broad Market Index Fund</b> Morningstar Category† ‡: Large Blend	<b>Objective:</b> Long-term capital growth by approximating the performance of the Russell 3000® Index. <b>Strategy:</b> The underlying mutual fund invests, under normal circumstances, at least 90% of its net assets equity issuers included in the Russell 3000® Index, selected and weighted to seek to result in investment characteristics comparable to those of that index and performance that correlates with the performance of that index. The Fund follows an indexed or “passively managed” approach to investing.	<ul style="list-style-type: none"> <li>● Stock Market Risk</li> <li>● Small-Cap Securities Risk</li> <li>● Mid-Cap Securities Risk</li> <li>● Index Fund Risk</li> </ul>
<b>VT Vantagepoint Growth &amp; Income Fund</b> Morningstar Category† ‡: Large Blend	<b>Objective:</b> Long-term capital growth and current income. <b>Strategy:</b> The underlying mutual fund invests, under normal circumstances, primarily in U.S. common stocks that the Fund’s subadvisers believe offer the potential for capital appreciation, that may provide current income by paying dividends. Strategies used by the Fund’s subadvisers include: 1) focusing on large-capitalization U.S. companies whose common stocks are believed to offer potential for price appreciation because of undervaluation, earnings growth, or both; and 2) emphasizing U.S. stocks that may pay dividends.	<ul style="list-style-type: none"> <li>● Stock Market Risk</li> <li>● Preferred Stock Risk</li> <li>● Mid-Cap Securities Risk</li> <li>● Foreign Securities Risk</li> <li>● Equity Income/Interest Rate Risk</li> <li>● Foreign Currency Risk</li> <li>● Convertible Securities Risk</li> <li>● Multi-Manager Risk</li> </ul>
<b>VT Oppenheimer Main Street Fund</b> Morningstar Category† ‡: Large Blend	<b>Objective:</b> High total return. <b>Strategy:</b> The underlying mutual fund mainly invests in common stocks of U.S. companies of different capitalization ranges. Its portfolio manager currently focuses on “larger capitalization” issuers, which are considered to be companies with market capitalizations equal to the companies in the Russell 1000 Index and its portfolio consists of both growth and value stocks.	<ul style="list-style-type: none"> <li>● Stock Market Risk</li> <li>● Small-Cap Securities Risk</li> <li>● Mid-Cap Securities Risk</li> </ul>
<b>VT Vantagepoint Growth Fund</b> Morningstar Category† ‡: Large Growth	<b>Objective:</b> Long-term capital growth. <b>Strategy:</b> The underlying mutual fund invests, under normal circumstances, primarily in U.S. common stocks that are considered by the Fund’s subadvisers to have above-average potential for growth. The subadvisers emphasize stocks of seasoned medium- and large-capitalization firms.	<ul style="list-style-type: none"> <li>● Stock Market Risk</li> <li>● Preferred Stock Risk</li> <li>● Foreign Securities Risk</li> <li>● Foreign Currency Risk</li> <li>● Style</li> <li>● Small-Cap Securities Risk</li> <li>● Mid-Cap Securities Risk</li> <li>● Convertible Securities Risk</li> <li>● Multi-Manager Risk</li> </ul>
<b>VT Fidelity Contrafund®</b> Morningstar Category† ‡: Large Growth	<b>Objective:</b> Capital appreciation. <b>Strategy:</b> The underlying mutual fund normally invests in common stocks of domestic and foreign issuers and also may invest in convertible securities and preferred stocks. Its assets are invested in securities of companies whose value its portfolio managers believe are not fully recognized by the public. The types of companies in which it may invest include companies experiencing positive fundamental changes that should lead to improved pricing. At any given time, it may be invested in growth stocks or value stocks or a combination of both types.	<ul style="list-style-type: none"> <li>● Stock Market Risk</li> <li>● Small-Cap Securities Risk</li> <li>● Mid-Cap Securities Risk</li> <li>● Real Estate Investment Trust (“REIT”) Securities Risk</li> <li>● Index Fund Risk</li> </ul>

## CITY OF HAMPTON Investment Options (continued)

Fund Name	Investment Objective/Principal Investment Strategy	Principal Risks
<b>VT Calvert Equity Portfolio</b> Morningstar Category† ‡: Large Growth	<p><b>Objective:</b> Growth of capital through investment in stocks of issuers in industries believed to offer opportunities for potential capital appreciation and which meet the underlying mutual fund's investment criteria, including financial, sustainability, and social responsibility factors.</p> <p><b>Strategy:</b> Under normal circumstances, the underlying mutual fund will invest at least 80% of its net assets (including borrowings for investment purposes) in equity securities (common stock). It invests primarily in the common stocks of U.S. large-cap companies, defined as those whose market capitalization falls within the range of the S&amp;P 500 Index. The underlying fund also invests in mid-cap stocks and may invest up to 25% of its net assets in foreign stocks.</p>	<ul style="list-style-type: none"> <li>• Stock Market Risk</li> <li>• Style</li> <li>• Foreign Securities Risk</li> <li>• Foreign Currency Risk</li> <li>• Mid-Cap Securities Risk</li> </ul>
<b>VT T Rowe Price® Growth Stock Fund</b> Morningstar Category† ‡: Large Growth	<p><b>Objective:</b> Long-term capital growth and, secondarily, increasing dividend income through investments in the common stocks of well-established growth companies.</p> <p><b>Strategy:</b> The underlying mutual fund will normally invest at least 80% of its net assets in the common stocks of a diversified group of growth companies. It seeks to invest in companies that have the ability to pay increasing dividends through strong cash flow. While most of its assets will typically be invested in U.S. common stocks, the underlying mutual fund may invest in foreign stocks in keeping with its objectives.</p>	<ul style="list-style-type: none"> <li>• Stock Market Risk</li> <li>• Style</li> <li>• Foreign Securities Risk</li> <li>• Foreign Currency Risk</li> </ul>
<b>VT Vantagepoint Select Value Fund</b> Morningstar Category† ‡: Mid-Cap Value	<p><b>Objective:</b> Long-term growth from dividend income and capital appreciation.</p> <p><b>Strategy:</b> The underlying mutual fund invests, under normal circumstances, primarily in common stocks of mid-capitalization U.S. companies that the Fund's subadvisers believe present attractive investment opportunities at favorable prices in relation to the intrinsic worth of the issuer and may offer the possibility for growth through reinvestment of dividends. The Fund generally seeks to invest in common stocks of companies with market capitalizations that fall within the range of companies in the Russell Midcap Value Index. The Fund may invest up to 10% of its net assets in REITs.</p>	<ul style="list-style-type: none"> <li>• Stock Market Risk</li> <li>• Small-Cap Securities Risk</li> <li>• Mid-Cap Securities Risk</li> <li>• Equity Income/Interest Rate Risk</li> <li>• Style</li> <li>• Real Estate Investment Trust ("REIT") Securities Risk</li> <li>• Foreign Securities Risk</li> <li>• Foreign Currency Risk</li> <li>• Preferred Stock Risk</li> <li>• Convertible Securities Risk</li> <li>• Multi-Manager Risk</li> </ul>
<b>VT Goldman Sachs Mid Cap Value Fund</b> Morningstar Category† ‡: Mid-Cap Value	<p><b>Objective:</b> Long-term capital appreciation.</p> <p><b>Strategy:</b> The underlying mutual fund invests, under normal circumstances, at least 80% of its net assets in a diversified portfolio of equity investments of mid-cap issuers with public stock market capitalizations within the range of the market capitalization of companies constituting the Russell Midcap Value Index. Although the underlying fund will invest primarily in publicly traded U.S. securities, it may invest in foreign securities, including emerging market countries and securities quoted in foreign currencies.</p>	<ul style="list-style-type: none"> <li>• Stock Market Risk</li> <li>• Style</li> <li>• Foreign Securities Risk</li> <li>• Foreign Currency Risk</li> <li>• Emerging Markets Risk</li> <li>• Mid-Cap Securities Risk</li> <li>• Small-Cap Securities Risk</li> </ul>
<b>VT Vantagepoint Mid/Small Company Index Fund</b> Morningstar Category† ‡: Mid-Cap Blend	<p><b>Objective:</b> Long-term capital growth by approximating the performance of the Russell 2500™ Index.</p> <p><b>Strategy:</b> The underlying mutual fund invests, under normal circumstances, at least 90% of its net assets in equity issuers included in the Russell 2500™ Index, selected and weighted to seek to result in investment characteristics comparable to those of that index and performance that correlates with the performance of that index. The Fund follows an indexed or "passively managed" approach to investing.</p>	<ul style="list-style-type: none"> <li>• Stock Market Risk</li> <li>• Small-Cap Securities Risk</li> <li>• Mid-Cap Securities Risk</li> <li>• Real Estate Investment Trust ("REIT") Securities Risk</li> <li>• Index Fund Risk</li> </ul>

## CITY OF HAMPTON Investment Options (continued)

Fund Name	Investment Objective/Principal Investment Strategy	Principal Risks
<p><b>VT Vantagepoint Aggressive Opportunities Fund</b></p> <p>Morningstar Category† ‡: Mid-Cap Growth</p>	<p><b>Objective:</b> High long-term capital appreciation.</p> <p><b>Strategy:</b> The underlying mutual fund invests, under normal circumstances, primarily in common stocks of small- to mid-capitalization U.S. and foreign companies. One or more of the Fund's subadvisers employing an "actively-managed" strategy seeks to select common stocks it believes offer the opportunity for high capital appreciation. In addition, a portion of the Fund invests in (or obtains exposure to) stocks included in a custom version of the Russell Midcap Growth Index, following an indexed or "passively managed" approach to investing. The range of stocks in which the Fund generally invests is expected to be that of the Russell Midcap Index.</p>	<ul style="list-style-type: none"> <li>• Stock Market Risk</li> <li>• Mid-Cap Securities Risk</li> <li>• Small-Cap Securities Risk</li> <li>• Style</li> <li>• Indexing Risk</li> <li>• Foreign Securities Risk</li> <li>• Foreign Currency Risk</li> <li>• Derivative Instruments Risk</li> <li>• Preferred Stock Risk</li> <li>• Convertible Securities Risk</li> <li>• Multi-Manager Risk</li> </ul>
<p><b>VT TimesSquare Mid Cap Growth Fund</b></p> <p>Morningstar Category† ‡: Mid-Cap Growth</p>	<p><b>Objective:</b> Long-term capital appreciation.</p> <p><b>Strategy:</b> Under normal circumstances, the underlying mutual fund invests at least 80% of its net assets, plus the amount of any borrowings for investment purposes, in common and preferred stocks of U.S. mid-capitalization companies. Its portfolio managers considers the term "mid-capitalization companies" to refer to companies that, at the time of purchase, are within the range of capitalizations of companies in the Russell Midcap® Growth Index.</p>	<ul style="list-style-type: none"> <li>• Stock Market Risk</li> <li>• Style</li> <li>• Mid-Cap Securities Risk</li> </ul>
<p><b>VT Harbor Mid Cap Growth Fund</b></p> <p>Morningstar Category† ‡: Mid-Cap Growth</p>	<p><b>Objective:</b> Long-term growth of capital.</p> <p><b>Strategy:</b> The underlying mutual fund invests, primarily in equity securities, principally common and preferred stocks of mid-cap companies (defined as those that fall within the range of the Russell Midcap Growth Index). It may invest in the securities of foreign issuers, including issuers located or doing business in emerging markets.</p>	<ul style="list-style-type: none"> <li>• Stock Market Risk</li> <li>• Style</li> <li>• Small-Cap Securities Risk</li> <li>• Mid-Cap Securities Risk</li> <li>• Foreign Securities Risk</li> <li>• Emerging Markets Risk</li> </ul>
<p><b>VT Vantagepoint Discovery Fund</b></p> <p>Morningstar Category† ‡: Small Blend</p>	<p><b>Objective:</b> Long-term capital growth.</p> <p><b>Strategy:</b> The underlying mutual fund invests, under normal circumstances, primarily in a combination of common stocks of U.S. small-capitalization companies, Russell 2000 Index futures contracts, and U.S. and foreign fixed income securities. The Fund's subadvisers select stocks that they believe have above average potential for growth and that generally have market capitalizations that fall within the range of companies in the Russell 2000 Index.</p>	<ul style="list-style-type: none"> <li>• Stock Market Risk</li> <li>• Small-Cap Securities Risk</li> <li>• Preferred Stock Risk</li> <li>• Foreign Securities Risk</li> <li>• Foreign Currency Risk</li> <li>• Convertible Securities Risk</li> <li>• High Yield Securities Risk</li> <li>• Municipal Securities Risk</li> <li>• Derivative Instruments Risk</li> <li>• Interest Rate Risk</li> <li>• Credit Risk</li> <li>• Call Risk</li> <li>• Mortgage-backed Securities Risk</li> <li>• Asset-backed Securities Risk</li> <li>• U.S. Government Agency Securities Risk</li> <li>• Multi-Manager Risk</li> </ul>
<p><b>VT T Rowe Price® Small Cap Value Fund</b></p> <p>Morningstar Category† ‡: Small Blend</p>	<p><b>Objective:</b> Long-term capital growth by investing primarily in small companies whose common stocks are believed to be undervalued.</p> <p><b>Strategy:</b> Reflecting a value approach to investing, the underlying mutual fund will seek to invest in stocks of companies whose current stock prices do not appear to adequately reflect their underlying value as measured by assets, earnings, cash flow, or business franchises. Normally, it will invest at least 80% of its net assets in companies with a market capitalization that is within or below the range of companies in the Russell 2000 Index. The underlying fund may invest in REITs and foreign stocks.</p>	<ul style="list-style-type: none"> <li>• Stock Market Risk</li> <li>• Style</li> <li>• Small-Cap Securities Risk</li> <li>• Mid-Cap Securities Risk</li> <li>• Real Estate Investment Trust ("REIT") Securities Risk</li> <li>• Foreign Securities Risk</li> <li>• Foreign Currency Risk</li> </ul>



## CITY OF HAMPTON Investment Options (continued)

Fund Name	Investment Objective/Principal Investment Strategy	Principal Risks
<b>VT Oppenheimer Discovery Fund</b> Morningstar Category† ‡: Small Growth	<b>Objective:</b> Capital appreciation. <b>Strategy:</b> The underlying mutual fund mainly invests in common stocks of U.S. companies that its portfolio manager believes have favorable growth prospects. The underlying mutual fund emphasizes stocks of small-capitalization companies, which are defined as companies with market capitalizations of less than \$3 billion at the time of purchase. Its portfolio manager currently seeks what he believes are companies with proven management records, that are able to handle rapid growth, companies with innovative products or services, and companies that have above average growth profiles with sustainable growth rates.	<ul style="list-style-type: none"> <li>• Stock Market Risk</li> <li>• Small-Cap Securities Risk</li> <li>• Style</li> <li>• Active Trading Risk</li> </ul>
<b>International Stock Funds</b>		
<b>VT Vantagepoint International Fund</b> Morningstar Category† ‡: Foreign Large Blend	<b>Objective:</b> Long-term capital growth and diversification by country. <b>Strategy:</b> The underlying mutual fund invests primarily in the common stocks of companies headquartered outside the United States. Under normal circumstances, the Fund invests at least 80% of its net assets in foreign equity securities (common and preferred stock), including securities of issuers located in emerging market countries. Strategies used by the Fund's subadvisers include: 1) investing in equity securities believed to have above-average potential for growth across multiple capitalization sizes; and 2) investing in equity securities believed to be priced below fair market value at the time of purchase.	<ul style="list-style-type: none"> <li>• Stock Market Risk</li> <li>• Foreign Securities Risk</li> <li>• Foreign Currency Risk</li> <li>• Preferred Stock Risk</li> <li>• Small-Cap Securities Risk</li> <li>• Mid-Cap Securities Risk</li> <li>• Derivative Instruments Risk</li> <li>• Credit Risk</li> <li>• Interest Rate Risk</li> <li>• Convertible Securities Risk</li> <li>• Multi-Manager Risk</li> </ul>
<b>VT Vantagepoint Overseas Equity Index Fund</b> Morningstar Category† ‡: Foreign Large Blend	<b>Objective:</b> Long-term capital growth and diversification by approximating the performance of the MSCI Europe Australasia Far East (EAFE) Index (Net). <b>Strategy:</b> The underlying mutual fund invests, under normal circumstances, at least 90% of its net assets in a portfolio of the equity securities (common and preferred stock) in the MSCI Europe Australasia Far East (EAFE) Index (Net), weighted to seek to replicate the investment characteristics of that index and performance that correlates with that of the index. The Fund follows an indexed or "passively managed" approach to investing.	<ul style="list-style-type: none"> <li>• Stock Market Risk</li> <li>• Foreign Securities Risk</li> <li>• Small-Cap Securities Risk</li> <li>• Mid-Cap Securities Risk</li> <li>• Foreign Currency Risk</li> <li>• Index Fund Risk</li> </ul>
<b>VT Fidelity Diversified International Fund</b> Morningstar Category† ‡: Foreign Large Blend	<b>Objective:</b> Capital growth. <b>Strategy:</b> Normally, the underlying mutual fund invests primarily in the common stock of non-U.S. securities, allocating investments across different countries and regions. In buying and selling securities, it relies on fundamental analysis of each issuer's potential for success in light of its current financial condition, its industry position, and market and economic conditions.	<ul style="list-style-type: none"> <li>• Stock Market Risk</li> <li>• Foreign Securities Risk</li> <li>• Emerging Markets Risk</li> <li>• Securities Lending Risk</li> <li>• Derivative Instruments Risk</li> </ul>
<b>VT Harbor International Fund</b> Morningstar Category† ‡: Foreign Large Blend	<b>Objective:</b> Long-term total return, principally from growth of capital. <b>Strategy:</b> The underlying mutual fund invests primarily, no less than 65% of its total assets, in common and preferred stocks of foreign companies, including those located in emerging market countries. Companies in its portfolio generally have market capitalizations in excess of \$1 billion at the time of purchase and are selected using a value oriented approach. Under normal circumstances, it will invest in a minimum of ten countries throughout the world.	<ul style="list-style-type: none"> <li>• Stock Market Risk</li> <li>• Style</li> <li>• Foreign Securities Risk</li> <li>• Foreign Currency Risk</li> <li>• Emerging Markets Risk</li> <li>• Preferred Stock Risk</li> </ul>

## CITY OF HAMPTON Investment Options (continued)

Fund Name	Investment Objective/Principal Investment Strategy	Principal Risks
<b>Specialty</b>		
VT Nuveen Real Estate Securities Fund Morningstar Category † ‡: Real Estate	<p><b>Objective:</b> Above-average current income and long-term capital appreciation.</p> <p><b>Strategy:</b> The underlying mutual fund invests primarily, at least 80% of its assets, in income-producing common stocks of publicly traded companies engaged in the real estate industry. A majority of its total assets will be invested in REITs. REITs are publicly traded corporations or trusts that invest in residential or commercial real estate. The underlying mutual fund may also utilize options, futures contracts; and options on futures contracts and forward foreign currency exchange contracts; and, may invest in non-dollar denominated equity securities of foreign issuers and in dollar-denominated equity securities of foreign issuers.</p>	<ul style="list-style-type: none"> <li>• Stock Market Risk</li> <li>• Real Estate Investment Trust (“REIT”) Securities Risk</li> <li>• Non-Diversified Risk</li> <li>• Portfolio Turnover Risk</li> <li>• Leverage Risk</li> <li>• Style</li> <li>• Foreign Securities Risk</li> <li>• Foreign Currency Risk</li> <li>• Interest Rate Risk</li> <li>• Credit Risk</li> <li>• Derivative Instruments Risk</li> </ul>



# Additional Information About Your Investment Options

## VT PLUS Fund

### Objective

The PLUS Fund's investment objective is to seek to offer a competitive level of income consistent with providing capital preservation and meeting liquidity needs. Key goals are to seek to preserve capital, by limiting the risk of loss of principal and delivering stable returns, and to meet the liquidity needs of those who invest in the PLUS Fund.

### Principal Investment Strategies

The PLUS Fund invests in certain stable value investment contracts, described below, to seek to achieve, over the long run, returns higher than those of money market mutual funds and short-term bank rates, and relatively stable returns compared to short-to-intermediate term fixed income mutual funds. The PLUS Fund generally will not track shorter-term interest rates as closely as money market mutual funds due to its longer maturity, potential adverse market changes, and provisions in stable value contracts held by the PLUS Fund. In addition, while the PLUS Fund's returns are generally expected to follow interest rate trends over time, they typically would do so on a lagged basis.

Investment Strategies — ICMA-RC employs a structured, multi-product, multi-manager approach in managing the PLUS Fund. The PLUS Fund invests primarily in a diversified and tiered portfolio of stable value investment contracts and in fixed income securities, fixed income mutual funds, and fixed income commingled trust funds ("fixed income assets") that back certain stable value investment contracts. In addition, the PLUS Fund invests in money market mutual funds, as well as cash and cash equivalents. The PLUS Fund's portfolio may include different types of investments with a variety of negotiated terms and maturities, and is diversified across sectors and issuers. The composition of the PLUS Fund's portfolio and its allocations to various stable value investments and fixed income investment sectors, across the Fund's multiple tiers, is determined based on prevailing economic and capital market conditions, relative value analysis, liquidity needs, and other factors.

The PLUS Fund primarily invests in stable value investment contracts that allow Plan participants who invest in the PLUS Fund to make benefit withdrawals at book value, i.e., original book or contract value plus accrued interest, plus additional deposits less withdrawals, fees and expenses, and other adjustments.

The types of stable value investment contracts in which the PLUS Fund may invest are described below.

Traditional Guaranteed Investment Contracts ("GICs")—contracts issued by insurance companies that guarantee (1) payments of interest at a fixed or floating rate and (2) repayments of principal. The amount invested by the PLUS Fund in each Traditional GIC becomes part of the insurance company's general account assets, which are managed and invested as the insurance company deems appropriate. Payments of principal and interest under a GIC depend on the insurance company's creditworthiness and ability to meet its obligations when they come due.

Separate Account GICs — contracts issued by insurance companies that are backed by fixed income assets held in a separate account at the insurance company that is held separate from the insurance company general account assets for the benefit of the PLUS Fund and any other contract holders in that separate account. The underlying fixed income assets are either managed by the insurance company, an affiliate of the insurance company, or a third-party manager.

Synthetic GICs — contracts issued by insurance companies, banks or other financial institutions (a "Synthetic GIC issuer") that are backed by fixed income assets owned by the PLUS Fund. The Synthetic GIC issuer contract, which provides for participant withdrawals at book value under certain conditions, is called a "wrap contract," and the issuer may be referred to as a "wrap provider" or "wrapper." The underlying fixed income assets are managed by fixed income managers retained by ICMA-RC or are invested in mutual funds or other pooled investment vehicles. Certain wrap providers require that they or an affiliate manage the portfolio that they wrap.

Bank Investment Contracts ("BICs") — contracts that are similar but not identical to Traditional GICs, and are issued by a bank as a benefit responsive bank deposit.

Securities Lending — The PLUS Fund may engage in securities lending. The PLUS Fund participates in a securities lending program

under which its custodian is authorized to lend a limited amount of fixed income securities backing the Synthetic GICs. The fixed income securities that are on loan require cash or other forms of collateral at least equal to the market value of the securities loaned as provided for in a Securities Lending Agency Agreement with JP Morgan Chase Bank, N.A. The collateral received is reinvested into cash equivalents such as money market funds. As with other extensions of credit, there are risks of delay in recovery of the securities on loan. In the event of default or insolvency of the borrower, the PLUS Fund will be indemnified by its custodian for the securities lending program conducted through the custodian if, at the time of a default by a borrower, some or all of the loaned securities have not been returned by the borrower.

**Crediting Rate** — Investors in the PLUS Fund receive a daily accrual to their accounts that seeks to approximate the PLUS Fund's expected yield. The crediting rate is set monthly, at the end of the prior month, and seeks to approximate what the PLUS Fund's actual earnings will be for the current month, increased or decreased to adjust for differences between actual and credited earnings in prior periods. This crediting rate is estimated taking into account current yields on the PLUS Fund's holdings in GICs and money market funds, and prior period performance of the securities underlying the Synthetic GICs held by the PLUS Fund. The PLUS Fund's monthly crediting rate may not move in the same direction as prevailing interest rates over certain time periods.

The Trust Company reserves the right to change the PLUS Fund's policies or fees at any time.

### **Principal Investment Risks**

Different risks are associated with the different types of stable value investment contracts in which the PLUS Fund invests. Generally, stable value investment contracts are illiquid and may not be assigned, transferred or sold to someone else without the permission of the issuing insurance company or bank. These contracts often include non-standard negotiated terms and do not trade in a secondary market.

Additional risks of investing in the PLUS Fund include, but are not limited to: failure of the issuers of GICs, BICs, Separate Account GICs, or Synthetic GICs to meet their obligations to the PLUS Fund; failure of ICMA-RC to meet its objectives or obligations, as investment adviser for the PLUS Fund; default or downgrade of the fixed income assets that back Separate Account GICs and Synthetic GICs; failure of the third-party fixed income managers of the portfolios underlying the Separate Account GICs and Synthetic GICs to meet their investment objectives or their obligations to the PLUS Fund; loss of value or failure to redeem shares or allow withdrawals on a timely basis by one or more of the commingled investment vehicles in which the PLUS Fund invests, which may include money market mutual funds or other mutual funds.

There is no guarantee that the Fund will achieve its investment objective. You may lose money by investing in the Fund. The Fund's principal investment risks include: Issuer Risk, Credit Risk, Interest Rate Risk, Liquidity Risk, Reinvestment Risk, Fixed Income Securities Risk, Derivative Instruments Risk, Securities Lending Risk. Please see the Risk Glossary for additional information about the Fund's risks.

Please note that there are transfer restrictions that apply to the PLUS Fund. Please refer to the "Trading Restrictions" tab.

### **Management**

Investment professionals and research analysts from the ICMA Retirement Corporation (ICMA-RC) serve as the portfolio management team for the PLUS Fund. ICMA-RC professionals design the structure of the Fund and supervise day-to-day activity associated with managing the portfolio. This includes contract purchases, contract negotiations, cash flow monitoring, and credit research on the issuing institutions. The ICMA-RC portfolio managers conduct relative value analysis to decide on the timing of asset placement and allocation of investments within the Fund.

## **VT Retirement Income Advantage Fund**

### **Objective**

To seek both moderate capital growth and current income while providing a guaranteed lifetime income feature that protects retirement income against market downturns.

### Principal Investment Strategies

The Fund invests in a Separate Account under a group variable annuity issued by Prudential Retirement Insurance and Annuity Company ("Prudential"), Hartford Connecticut. The Separate Account, in turn, invests in a mix of registered funds and a collective trust with an allocation of approximately 60% equities (both domestic and foreign) and 40% fixed income. ICMA-RC is responsible for managing the assets of the Separate Account. The Separate Account's target allocation for the underlying funds is as follows:

- Equity Funds—Vantagepoint Broad Market Index Fund has a target allocation of 25%, Vantagepoint Growth & Income Fund has a target allocation of 20%, and Vantagepoint International Fund has a target allocation of 15%.
- Fixed Income Funds—Prudential Core Conservative Intermediate Bond Fund has a target allocation of 30% and Vantagepoint Inflation Protected Securities Fund has a target allocation of 10%.

### Guarantee Fee

In exchange for an annual guarantee fee of 1.00%, Prudential provides downside income protection and lifetime income guarantees. Prudential may change the guarantee fee in the future, up to a maximum of 1.50%. These guarantees are based on the claims-paying ability of Prudential and are subject to certain limitations, terms and conditions. Excess Withdrawals will proportionately reduce and potentially terminate future payment guarantees. For additional information regarding these guarantees and the underlying assumptions attributable to these guarantees and the terms and conditions, please see the VT Retirement IncomeAdvantage Fund Important Considerations document, which is available online or by contacting Investor Services.

### Principal Investment Risks

The guarantees are based on the claims-paying ability of Prudential and are subject to certain limitations, terms, and conditions. Like all variable investments, the fund can lose value. The risks associated with the underlying funds of the Separate Account include, among others, stock market risk, mid-cap securities risk, foreign securities risk, interest rate risk, credit risk, U.S. Government agency securities risk, mortgage-backed securities risk, asset-backed securities risk, convertible securities risk, high yield securities risk, and derivative instruments risk. Please see the Risk Glossary for additional information about the Fund's risks.

### Management

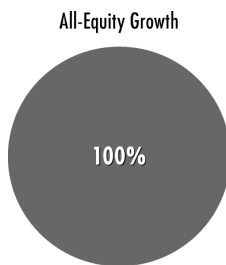
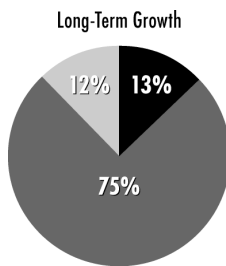
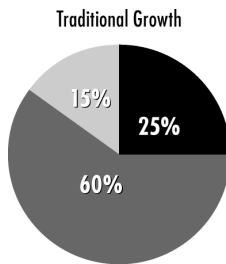
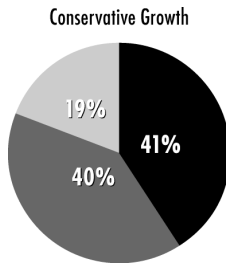
Both the Fund and the Separate Account are managed by ICMA-RC. The underlying Vantagepoint Funds investment adviser is Vantagepoint Investment Adviser, LLC a wholly owned subsidiary of ICMA-RC.

Prudential Retirement Insurance and Annuity Company (Prudential), CA COA #08003, Hartford, CT. Neither Prudential nor ICMA-RC guarantees the investment performance or return on contributions to Prudential's Separate Account. You should carefully consider the objectives, risks, charges, expenses and underlying guarantee features before purchasing this product. Prudential may increase the Guarantee Fee in the future, from 1.00% up to a maximum of 1.50%. Like all variable investments, this Fund may lose value. Availability and terms may vary by jurisdiction; subject to regulatory approvals. Annuity contracts contain exclusions, limitations, reductions of benefits and terms for keeping them in force. Guarantees are based on Prudential's claims-paying ability. This annuity is issued under Contract form # GA-2020-TGWB4-0805-RC. ICMA-RC provides recordkeeping services to your Plan and is the investment manager of the underlying Prudential separate account. Prudential or its affiliates may compensate ICMA-RC for providing these and related administrative services in connection with the Fund. Before electing the Spousal Benefit (if available) on behalf of any beneficiary not recognized as your spouse under Federal law, be aware that provisions of your plan or the Internal Revenue Code might prevent, limit or otherwise affect the ability of the beneficiary to receive the Spousal Benefit. Prudential, the Prudential logo, and the Rock symbol are service marks of the Prudential Insurance Company of America, Newark, NJ, and its related entities, registered in many jurisdictions worldwide. Note: Participants who are interested in the VT Retirement IncomeAdvantage Fund must first receive and read the VT Retirement IncomeAdvantage Fund Important Considerations document, before investing.

# CITY OF HAMPTON Investment Options (continued)

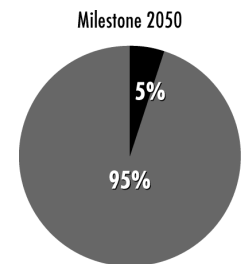
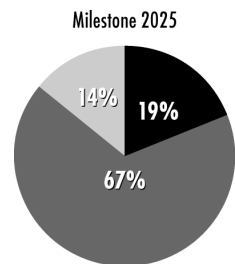
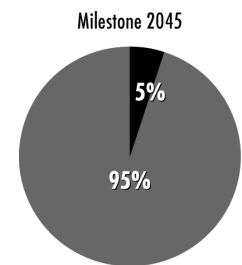
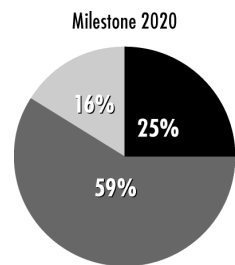
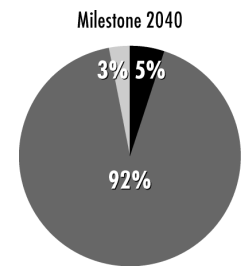
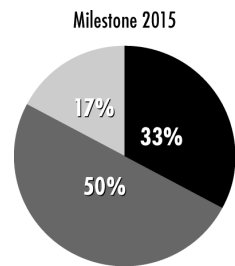
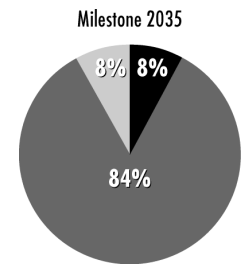
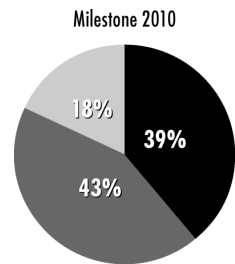
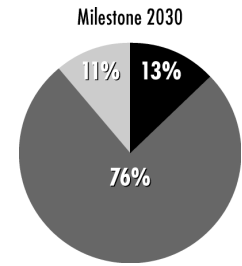
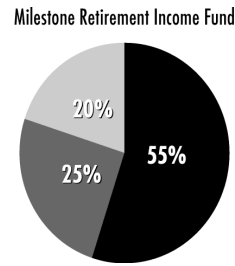
## VANTAGEPOINT<sup>1</sup> MODEL PORTFOLIO FUNDS<sup>2</sup>

Representative Asset Allocation for Vantagepoint Model Portfolio Funds



## VANTAGEPOINT<sup>1</sup> MILESTONE FUNDS<sup>2</sup>

Representative Asset Allocation for Vantagepoint Milestone Funds



### LEGEND



<sup>1</sup> All Vantagepoint Funds invested through 401 or 457 plans are held through VantageTrust. The VT Vantagepoint funds invest solely in the shares of a single designated Vantagepoint Fund.

<sup>2</sup> The fund is not a complete solution for all of your retirement savings needs. An investment in the fund includes the risk of loss, including near, at or after the target date of the fund. There is no guarantee that the fund will provide adequate income at and through an investor's retirement. Selecting the fund does not guarantee that you will have adequate savings for retirement.

# CITY OF HAMPTON Investment Options (continued)

## Additional Information About Model Portfolio Funds

The Model Portfolio Funds are target risk funds. Each Model Portfolio Fund is a “fund of funds” that invests substantially all of its assets in other Vantagepoint Funds and one or more third-party ETFs, generally in amounts within the allocation ranges set out in this Guide. By investing in this way, each Model Portfolio Fund is exposed to the risks as well as the potential rewards of its underlying funds and of the portfolio holdings and strategies of those funds.

## Additional Information About Milestone Funds

The Milestone Funds are target date funds. Each Milestone Fund is a “fund of funds” that invests substantially all of its assets in other Vantagepoint Funds and one or more third-party ETFs, generally in amounts within the allocation ranges set out in this Guide. By investing in this way, each Milestone Fund is exposed to the risks as well as the potential rewards of its underlying funds and of the portfolio holdings and strategies of those funds.

### Target Date Funds

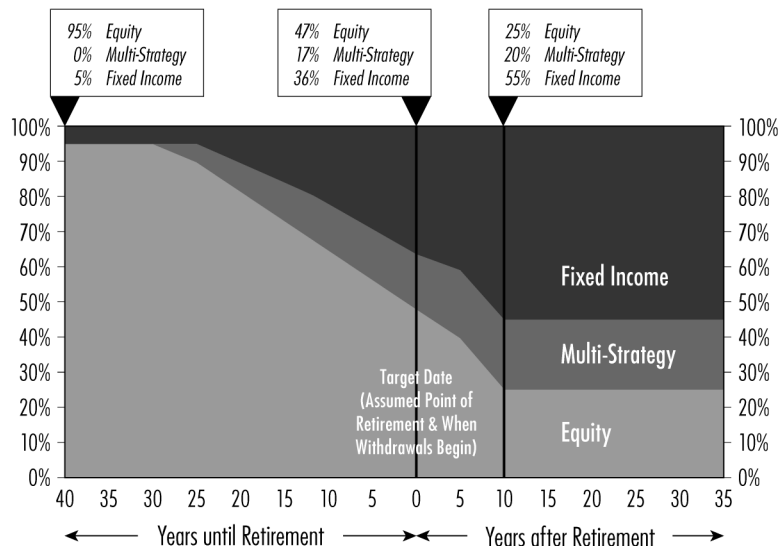
The targeted allocation of each Milestone Fund’s assets among other Vantagepoint Funds and the asset classes they represent is determined by Vantagepoint Investment Advisers, LLC (“VIA”), the investment adviser to The Vantagepoint Funds.

Over time, VIA will adjust each “dated” Milestone Fund’s targeted allocations to its underlying funds, to gradually reduce the fund’s exposure to equity investments as the fund’s “target date” (the year in its name) approaches and continuing for about ten years after that date. At that time, the fund will reach its “landing point” and its targeted allocations will become constant. For example, 35 years before the year in the fund’s name, its asset allocation mix is expected to be approximately 95% equity and 5% fixed income. At its landing point (ten years after its “target date”), its targeted allocation is expected to be approximately 25% equity, 55% fixed income and 20% multi-strategy.

The goal of changing the asset allocation targets is to seek to reduce each “dated” Milestone Fund’s investment risk over time, as its investors move toward and into their retirement and begin making gradual withdrawals from the fund. However, there is no guarantee that this goal will be achieved and investors may lose money investing in the Milestone Funds.

The sequence of asset allocation changes that the dated Milestone Funds are expected to follow is known as the “glide path” and is illustrated in the chart below.

All dated Milestone Funds expect to follow the same glide path, regardless of target year.



## VANTAGEPOINT MODEL PORTFOLIO FUNDS

### CONSERVATIVE GROWTH

FIXED INCOME FUNDS:	ALLOCATION RANGE:
Vantagepoint Low Duration Bond Fund	14% - 24%
Vantagepoint Core Bond Index Fund	7% - 17%
Vantagepoint Inflation Protected Securities Fund	5% - 15%
EQUITY FUNDS:	ALLOCATION RANGE:
Vantagepoint Equity Income Fund	6% - 16%
Vantagepoint Growth & Income Fund	4% - 14%
Vantagepoint Growth Fund	1% - 11%
Vantagepoint Select Value Fund	0% - 8%
Vantagepoint Aggressive Opportunities Fund	0% - 8%
Vantagepoint International Fund	2% - 12%
Third Party Emerging Markets ETF	0% - 5%
MULTI-STRATEGY FUND:	ALLOCATION RANGE:
Vantagepoint Diversifying Strategies Fund	17% - 21%

### TRADITIONAL GROWTH

FIXED INCOME FUNDS:	ALLOCATION RANGE:
Vantagepoint Low Duration Bond Fund	3% - 13%
Vantagepoint Core Bond Index Fund	8% - 18%
Vantagepoint Inflation Protected Securities Fund	0% - 9%
EQUITY FUNDS:	ALLOCATION RANGE:
Vantagepoint Equity Income Fund	7% - 17%
Vantagepoint Growth & Income Fund	7% - 17%
Vantagepoint Growth Fund	5% - 15%
Vantagepoint Select Value Fund	1% - 11%
Vantagepoint Aggressive Opportunities Fund	1% - 11%
Vantagepoint Discovery Fund	0% - 8%
Vantagepoint International Fund	6% - 16%
Third Party Emerging Markets ETF	0% - 5%
MULTI-STRATEGY FUND:	ALLOCATION RANGE:
Vantagepoint Diversifying Strategies Fund	13% - 17%

### LONG-TERM GROWTH

FIXED INCOME FUND:	ALLOCATION RANGE:
Vantagepoint Core Bond Index Fund	8% - 18%
EQUITY FUNDS:	ALLOCATION RANGE:
Vantagepoint Equity Income Fund	8% - 18%
Vantagepoint Growth & Income Fund	8% - 18%
Vantagepoint Growth Fund	7% - 17%
Vantagepoint Select Value Fund	4% - 14%
Vantagepoint Aggressive Opportunities Fund	4% - 14%
Vantagepoint Discovery Fund	0% - 10%
Vantagepoint International Fund	9% - 19%
Third Party Emerging Markets ETF	0% - 5%
MULTI-STRATEGY FUND:	ALLOCATION RANGE:
Vantagepoint Diversifying Strategies Fund	10% - 14%

### ALL-EQUITY GROWTH

EQUITY FUNDS:	ALLOCATION RANGE:
Vantagepoint Equity Income Fund	13% - 23%
Vantagepoint Growth & Income Fund	12% - 22%
Vantagepoint Growth Fund	12% - 22%
Vantagepoint Select Value Fund	5% - 15%
Vantagepoint Aggressive Opportunities Fund	5% - 15%
Vantagepoint Discovery Fund	4% - 14%
Vantagepoint International Fund	12% - 22%
Third Party Emerging Markets ETF	0% - 5%

## VANTAGEPOINT MILESTONE FUNDS

### MILESTONE RETIREMENT INCOME

FIXED INCOME FUNDS:	ALLOCATION RANGE:
Vantagepoint Low Duration Bond Fund	26% - 36%
Vantagepoint Core Bond Index Fund	4% - 14%
Vantagepoint Inflation Protected Securities Fund	10% - 20%
EQUITY FUNDS:	ALLOCATION RANGE:
Vantagepoint Equity Income Fund	5% - 15%
Vantagepoint Growth & Income Fund	5% - 15%
Vantagepoint International Fund	0% - 9%
Third Party Emerging Markets ETF	0% - 5%
MULTI-STRATEGY FUND:	ALLOCATION RANGE:
Vantagepoint Diversifying Strategies Fund	15% - 25%

### MILESTONE 2010 FUND

FIXED INCOME FUNDS:	ALLOCATION RANGE:
Vantagepoint Low Duration Bond Fund	12% - 22%
Vantagepoint Core Bond Index Fund	2% - 12%
Vantagepoint Inflation Protected Securities Fund	10% - 20%
EQUITY FUNDS:	ALLOCATION RANGE:
Vantagepoint Equity Income Fund	12% - 22%
Vantagepoint Growth & Income Fund	6% - 16%
Vantagepoint Growth Fund	1% - 11%
Vantagepoint International Fund	3% - 13%
Third Party Emerging Markets ETF	0% - 5%
MULTI-STRATEGY FUND:	ALLOCATION RANGE:
Vantagepoint Diversifying Strategies Fund	13% - 23%

### MILESTONE 2015 FUND

FIXED INCOME FUNDS:	ALLOCATION RANGE:
Vantagepoint Low Duration Bond Fund	7% - 17%
Vantagepoint Core Bond Index Fund	3% - 13%
Vantagepoint Inflation Protected Securities Fund	7 - 17%
EQUITY FUNDS:	ALLOCATION RANGE:
Vantagepoint Equity Income Fund	14% - 24%
Vantagepoint Growth & Income Fund	6% - 16%
Vantagepoint Growth Fund	3% - 13%
Vantagepoint Mid/Small Company Index Fund	0% - 8%
Vantagepoint International Fund	4% - 14%
Third Party Emerging Markets ETF	0% - 5%
MULTI-STRATEGY FUND:	ALLOCATION RANGE:
Vantagepoint Diversifying Strategies Fund	12% - 22%

### MILESTONE 2020 FUND

FIXED INCOME FUNDS:	ALLOCATION RANGE:
Vantagepoint Low Duration Bond Fund	3% - 13%
Vantagepoint Core Bond Index Fund	7% - 17%
Vantagepoint Inflation Protected Securities Fund	0% - 10%
EQUITY FUNDS:	ALLOCATION RANGE:
Vantagepoint Equity Income Fund	15% - 25%
Vantagepoint Growth & Income Fund	6% - 16%
Vantagepoint Growth Fund	3% - 13%
Vantagepoint Mid/Small Company Index Fund	3% - 13%
Vantagepoint International Fund	5% - 15%
Third Party Emerging Markets ETF	0% - 5%
MULTI-STRATEGY FUND:	ALLOCATION RANGE:
Vantagepoint Diversifying Strategies Fund	11% - 21%

### MILESTONE 2025 FUND

FIXED INCOME FUNDS:	ALLOCATION RANGE:
Vantagepoint Low Duration Bond Fund	0% - 10%
Vantagepoint Core Bond Index Fund	9% - 19%
EQUITY FUNDS:	ALLOCATION RANGE:
Vantagepoint Equity Income Fund	17% - 27%
Vantagepoint Growth & Income Fund	7% - 17%
Vantagepoint Growth Fund	4% - 14%
Vantagepoint Mid/Small Company Index Fund	5% - 15%
Vantagepoint International Fund	7% - 17%
Third Party Emerging Markets ETF	0% - 5%
MULTI-STRATEGY FUND:	ALLOCATION RANGE:
Vantagepoint Diversifying Strategies Fund	9% - 19%

### MILESTONE 2030 FUND

FIXED INCOME FUNDS:	ALLOCATION RANGE:
Vantagepoint Low Duration Bond Fund	0% - 7%
Vantagepoint Core Bond Index Fund	6% - 16%
EQUITY FUNDS:	ALLOCATION RANGE:
Vantagepoint Equity Income Fund	19% - 29%
Vantagepoint Growth & Income Fund	9% - 19%
Vantagepoint Growth Fund	5% - 15%
Vantagepoint Mid/Small Company Index Fund	8% - 18%
Vantagepoint International Fund	8% - 18%
Third Party Emerging Markets ETF	0% - 5%
MULTI-STRATEGY FUND:	ALLOCATION RANGE:
Vantagepoint Diversifying Strategies Fund	7% - 17%

### MILESTONE 2035 FUND

FIXED INCOME FUNDS:	ALLOCATION RANGE:
Vantagepoint Low Duration Bond Fund	0% - 6%
Vantagepoint Core Bond Index Fund	2% - 12%
EQUITY FUNDS:	ALLOCATION RANGE:
Vantagepoint Equity Income Fund	20% - 30%
Vantagepoint Growth & Income Fund	10% - 20%
Vantagepoint Growth Fund	6% - 16%
Vantagepoint Mid/Small Company Index Fund	11% - 21%
Vantagepoint International Fund	9% - 19%
Third Party Emerging Markets ETF	0% - 5%
MULTI-STRATEGY FUND:	ALLOCATION RANGE:
Vantagepoint Diversifying Strategies Fund	3% - 13%

### MILESTONE 2040 FUND

FIXED INCOME FUND:	ALLOCATION RANGE:
Vantagepoint Core Bond Index Fund	0% - 10%
EQUITY FUNDS:	ALLOCATION RANGE:
Vantagepoint Equity Income Fund	22% - 32%
Vantagepoint Growth & Income Fund	10% - 20%
Vantagepoint Growth Fund	7% - 17%
Vantagepoint Mid/Small Company Index Fund	14% - 24%
Vantagepoint International Fund	10% - 20%
Third Party Emerging Markets ETF	0% - 5%
MULTI-STRATEGY FUND:	ALLOCATION RANGE:
Vantagepoint Diversifying Strategies Fund	0% - 8%

### MILESTONE 2045 FUND

FIXED INCOME FUND:	ALLOCATION RANGE:
Vantagepoint Core Bond Index Fund	0% - 10%
EQUITY FUNDS:	ALLOCATION RANGE:
Vantagepoint Equity Income Fund	22% - 32%
Vantagepoint Growth & Income Fund	11% - 21%
Vantagepoint Growth Fund	8% - 18%
Vantagepoint Mid/Small Company Index Fund	15% - 25%
Vantagepoint International Fund	11% - 21%
Third Party Emerging Markets ETF	0% - 5%

### MILESTONE 2050 FUND

FIXED INCOME FUND:	ALLOCATION RANGE:
Vantagepoint Core Bond Index Fund	0% - 10%
EQUITY FUNDS:	ALLOCATION RANGE:
Vantagepoint Equity Income Fund	22% - 32%
Vantagepoint Growth & Income Fund	11% - 21%
Vantagepoint Growth Fund	8% - 18%
Vantagepoint Mid/Small Company Index Fund	15% - 25%
Vantagepoint International Fund	11% - 21%
Third Party Emerging Markets ETF	0% - 5%



## ICMA-RC ANNUAL SERVICE AND FEE DISCLOSURE

### ICMA-RC, a non-profit organization dedicated to serving public sector participants like you since 1972.

ICMA-RC is proud to serve as your retirement plan provider. Your retirement plan is a valuable asset and is an important part of your total employee benefits.

ICMA-RC has provided industry-leading services to the public sector since 1972 and our sole mission is to help public employees build retirement security. We are focused on delivering the highest level of service, quality and value for our clients.

### ICMA-RC's Commitment

Our services are developed specifically for public sector retirement plans, with a focus on assisting participants in saving for their retirement needs. As part of our commitment to you, ICMA-RC provides access to comprehensive retirement plan services including:

- An array of educational seminars and one-on-one consultations provided by salaried ICMA-RC representatives dedicated to helping public employees and retirees meet retirement savings goals.
- Financial planning services provided at little or no cost by salaried ICMA-RC Certified Financial Planners to help with strategies for preparing and investing for retirement.
- Registered representatives available to you by phone through our Investor Services line.
- To complement our in-person services, we offer comprehensive financial information and educational tools and resources that are made available to you online.
- A wide range of investment alternatives which may include target-date and/or target-risk funds, stock/bond funds, a stable value fund and a guaranteed lifetime income fund.
- Guided Pathways<sup>®</sup>, ICMA-RC's comprehensive suite of investment advisory, planning and account management services offering the appropriate level of assistance based on how involved you want to be in your retirement investing decision.

Your retirement plan is a valuable asset, and an important part of your total employee benefits package. By sponsoring a retirement plan, your employer is providing an opportunity to help you reach your financial goals.

### Annual Service and Disclosure Statement

The annual service and disclosure statement outlines the cost of services in your plan. The amount you pay for your retirement plan is based on the available services, those you choose to use and the funds in which you invest. While retirement plan fees are important, they are only part of the story. The quality and value of the services you receive will assist you in saving for retirement and should also be considered.

The enclosed disclosure statement shows fees and fund costs. It is informational and requires no action on your part. It simply outlines the costs of the value-added services you receive. The disclosure statement includes:

- **Plan-Related Information:** A schedule of fees that may be deducted from your account, providing a clear view of the cost of services you may choose to use.
- **Performance:** Fund, index benchmark and peer average returns to provide comparative information on the performance of funds made available by your plan.
- **Fees and Expenses:** A schedule of the expenses of each fund made available by your plan, the annual cost of a \$1,000 investment in each fund, and fund redemption fees/trading restrictions.
- **Annuity Information:** For plans making the VT Retirement Income Advantage Fund available, additional information regarding the objectives, pricing factors and fees of this fund.

We are dedicated to providing information and education that supports informed decision making and is consistent with the best standards in the retirement plan industry. To find out more about our education, record-keeping services, investment alternatives made available by your plan, as well as fees, please talk to your local ICMA-RC representative or visit us online at [www.icmarc.org](http://www.icmarc.org).

ICMA-RC's services, combined with more than 40 years of experience, bring an extraordinary understanding and dedication to the retirement saving needs of the public sector. Our success is based on delivering the highest level of service, value and quality to our clients and we are committed to assisting you in building your retirement security.



## CITY OF HAMPTON

### 457 Deferred Compensation Plan

#### Fee and Investment Disclosure

March 31, 2014

This disclosure document includes important information to help you understand the fees associated with your plan and to compare the expenses and fees of the investment options made available in your retirement plan. If you have further questions regarding the plan's investment options, would like to view the most recent monthly and quarterly performance, direct your contribution allocations, transfer from one investment option to another, or to request a printed copy of this disclosure you may log on to Account Access at [www.icmarc.org](http://www.icmarc.org) or contact us at 800-669-7400.

### I. Plan Related Information

This section discusses fees that may be assessed to your account, either as a participant in the plan or for services made available by the plan that you may choose to use.

GUIDED PATHWAYS	
Fund Advice <sup>1,2,3</sup>	\$20 annual fee
LOANS	
Origination, Refinance, Reamortization	\$75 per application
Loan Maintenance	\$50 annual fee
ACH Reject	\$20 per occurrence
EXPEDITED DISBURSEMENT	
Wire	\$15 per use
FedEx	varies by delivery address
LEGAL	
Domestic Relations Order Processing	\$250 per divorce

Some of the plan's administrative expenses for the preceding quarter were paid from the total operating expenses of one or more of the plan's investment options. The total operating expenses of each investment, which include any amount paid to offset administration, are shown in Section II Investment Related Information.

- Investment advice and analysis tools are offered to participants through ICMA-RC, a federally registered investment adviser. Investment advice is the results of methodologies developed, maintained and overseen by the Independent Financial Expert Ibbotson Associates, Inc. Ibbotson is a federally registered investment adviser and wholly owned subsidiary of Morningstar, Inc. Both Ibbotson and Morningstar are not affiliated with ICMA-RC. All rights reserved. Ibbotson and the Ibbotson logo are trademarks or service marks of Ibbotson Associates, Inc.*
- Underlying mutual fund expenses and plan administration fees still apply. Please read the current applicable prospectus and Making Sound Investment Decisions: A Retirement Investment Guide for a description of these fees and expenses.*
- The annual Fund Advice fee may be waived for participants who qualify for ICMA-RC's Premier Program.*

### II. Investment Related Information

#### Performance

Fund past performance, as shown, is no guarantee of how the fund will perform in the future. The performance shown has been annualized for periods greater than one year. Investment returns and principal value will fluctuate, so that an investor's shares, when redeemed, may be worth more or less than their original cost. For current performance, contact ICMA-RC by calling 800-669-7400 or by visiting [www.icmarc.org](http://www.icmarc.org).

Fund performance is shown comparing it to a "benchmark" which may be a (i) broad-based securities market index (ii) a group of mutual funds with similar investment objectives, or (iii) a short term government backed debt obligation such as a U.S. Treasury Bill. An index is not available for direct investment, is unmanaged, and does not reflect the costs of portfolio management or trading. A fund's portfolio may differ from the securities held in an index.

The performance displayed for each of the plan's investment options is net of fees and therefore includes the effects of the total annual operating expenses on the rate of return.

**VARIABLE RETURN INVESTMENTS**
**PERFORMANCE AS OF 03/31/2014**

Investment Option / Benchmark / Peer Group	Type of Option*	1 yr	3 yr	5 yr	10 yr	Since Inception	Inception Date
<b>STABLE VALUE/MONEY MARKET FUNDS</b>							
VT PLUS Fund <sup>1,2</sup>	Stable Value	1.64	2.07	2.46	3.32	–	1/1991
BofA ML US 3-Mo. T-Bill Index (Annualized) <sup>a</sup>		0.07	0.08	0.12	1.65		
VT Cash Management Fund <sup>1</sup>	Cash Management	0.00	0.00	0.00	1.35	–	2/1989
Ibbotson US 30-Day T-Bill Index <sup>b</sup>		0.03	0.04	0.06	1.52		
Crane Prime Retail Money Market Fund Index <sup>c</sup>		0.01	0.01	0.03	1.48		
<b>BOND FUNDS</b>							
VT Vantagepoint Core Bond Index Fund <sup>1,4</sup>	Intermediate-Term Bond	-0.68	3.16	4.21	3.90	–	4/1999
Barclays U.S. Aggregate Bond Index <sup>d</sup>		-0.10	3.75	4.80	4.46		
VT PIMCO Total Return Fund <sup>1,4</sup>	Intermediate-Term Bond	-1.74	3.58	6.29	5.32	–	7/2002
Barclays U.S. Aggregate Bond Index <sup>d</sup>		-0.10	3.75	4.80	4.46		
Morningstar Intermediate-Term Bond <sup>e</sup>		0.22	3.99	6.61	4.28		
VT Vantagepoint Inflation Protected Securities Fund <sup>1,4</sup>	Inflation-Protected Bond	-7.30	2.42	3.90	3.55	–	7/1992
Barclays U.S. Treasury Inflation Protected Securities (TIPS) Index (Series-L) <sup>f</sup>		-6.49	3.50	4.91	4.52		
Morningstar Inflation-Protected Bond <sup>g</sup>		-6.12	2.55	4.36	3.94		
VT PIMCO High Yield Fund <sup>1,4,5</sup>	High Yield Bond	5.71	7.20	15.62	7.10	–	7/2002
BofA ML US High Yield BB-B Rated Constrained Index <sup>h</sup>		6.95	8.45	15.71	7.79		
Morningstar High Yield Bond <sup>i</sup>		6.77	7.71	15.90	7.29		
<b>GUARANTEED LIFETIME INCOME FUNDS</b>							
VT Retirement Income Advantage Fund <sup>1,6</sup>	Guaranteed Income	9.64	6.77	–	–	9.53	8/2010
VT Retirement Income Advantage Custom Benchmark <sup>i</sup>		11.67	8.54	–	–		
<b>BALANCED/ASSET ALLOCATION FUNDS</b>							
VT Vantagepoint Milestone Retirement Income Fund <sup>1,7</sup>	Retirement Income	4.17	4.52	8.02	–	4.15	2/2005
Barclays U.S. Intermediate Aggregate Bond Index <sup>k</sup>		0.01	3.04	4.24	4.20		
Milestone Ret Income Custom Benchmark <sup>l</sup>		5.22	6.00	8.79	–		
Morningstar Retirement Income <sup>m</sup>		5.82	5.59	10.98	4.26		
VT Vantagepoint Milestone 2010 Fund <sup>1,7</sup>	Target Date 2000-2010	7.45	6.19	9.92	–	4.97	2/2005
Barclays U.S. Intermediate Aggregate Bond Index <sup>k</sup>		0.01	3.04	4.24	4.20		
Milestone 2010 Custom Benchmark <sup>l</sup>		9.11	8.13	11.07	–		
Morningstar Target Date 2000-2010 <sup>n</sup>		6.50	5.71	11.79	4.73		
VT Vantagepoint Milestone 2015 Fund <sup>1,7</sup>	Target Date 2011-2015	9.12	6.87	11.98	–	5.31	2/2005
S&P 500 Index <sup>o</sup>		21.86	14.66	21.16	7.42		
Milestone 2015 Custom Benchmark <sup>l</sup>		10.75	9.01	13.04	–		
Morningstar Target Date 2011-2015 <sup>p</sup>		7.50	6.33	12.76	4.89		

Investment Option / Benchmark / Peer Group	Type of Option*	1 yr	3 yr	5 yr	10 yr	Since Inception	Inception Date
<b>VT Vantagepoint Milestone 2020 Fund<sup>1,7</sup></b>	Target Date 2016-2020	11.28	7.71	13.41	–	5.61	2/2005
S&P 500 Index <sup>o</sup>		21.86	14.66	21.16	7.42		
Milestone 2020 Custom Benchmark <sup>l</sup>		12.62	9.99	14.54	–		
Morningstar Target Date 2016-2020 <sup>q</sup>		8.71	6.95	13.86	5.24		
<b>VT Vantagepoint Milestone 2025 Fund<sup>1,7</sup></b>	Target Date 2021-2025	13.13	8.57	14.83	–	5.98	2/2005
S&P 500 Index <sup>o</sup>		21.86	14.66	21.16	7.42		
Milestone 2025 Custom Benchmark <sup>l</sup>		14.48	10.95	15.95	–		
Morningstar Target Date 2021-2025 <sup>r</sup>		11.38	8.04	15.73	5.78		
<b>VT Vantagepoint Milestone 2030 Fund<sup>1,7</sup></b>	Target Date 2026-2030	14.74	9.26	16.13	–	6.17	2/2005
S&P 500 Index <sup>o</sup>		21.86	14.66	21.16	7.42		
Milestone 2030 Custom Benchmark <sup>l</sup>		16.37	11.91	17.33	–		
Morningstar Target Date 2026-2030 <sup>s</sup>		12.10	8.14	16.11	5.71		
<b>VT Vantagepoint Milestone 2035 Fund<sup>1,7</sup></b>	Target Date 2031-2035	16.38	9.97	17.50	–	6.43	2/2005
S&P 500 Index <sup>o</sup>		21.86	14.66	21.16	7.42		
Milestone 2035 Custom Benchmark <sup>l</sup>		18.36	12.91	18.70	–		
Morningstar Target Date 2031-2035 <sup>t</sup>		14.43	9.11	17.41	5.91		
<b>VT Vantagepoint Milestone 2040 Fund<sup>1,7</sup></b>	Target Date 2036-2040	17.71	10.66	18.52	–	6.64	2/2005
S&P 500 Index <sup>o</sup>		21.86	14.66	21.16	7.42		
Milestone 2040 Custom Benchmark <sup>u</sup>		21.19	13.31	20.25	–		
Morningstar Target Date 2036-2040 <sup>v</sup>		14.26	8.89	17.41	5.96		
<b>VT Vantagepoint Milestone 2045 Fund<sup>1,7</sup></b>	Target Date 2041-2045	17.99	10.76	–	–	15.09	6/2010
S&P 500 Index <sup>o</sup>		21.86	14.66	21.16	7.42		
Milestone 2045 Custom Benchmark <sup>u</sup>		21.17	13.29	–	–		
Morningstar Target Date 2041-2045 <sup>w</sup>		15.76	9.57	18.08	7.25		
<b>VT Vantagepoint Milestone 2050 Fund<sup>1,7</sup></b>	Target Date 2046-2050	17.54	–	–	–	21.38	12/2012
S&P 500 Index <sup>o</sup>		21.86	14.66	21.16	7.42		
Milestone 2050 Custom Benchmark <sup>u</sup>		21.17	–	–	–		
Morningstar Target Date 2046-2050 <sup>x</sup>		14.91	9.17	17.74	6.39		
<b>VT Vantagepoint Model Portfolio Conservative Growth Fund<sup>l</sup></b>	Conservative Allocation	7.45	6.00	10.02	4.85	–	4/1996
Barclays U.S. Intermediate Aggregate Bond Index <sup>k</sup>		0.01	3.04	4.24	4.20		
Model Conservative Growth Custom Bmk. <sup>l</sup>		8.42	7.76	11.00	5.76		
Morningstar Conservative Allocation <sup>y</sup>		5.70	5.79	11.15	4.99		
<b>VT Vantagepoint Model Portfolio Traditional Growth Fund<sup>l</sup></b>	Moderate Allocation	11.91	7.96	13.35	5.60	–	4/1996
S&P 500 Index <sup>o</sup>		21.86	14.66	21.16	7.42		
Model Traditional Growth Custom Bmk. <sup>l</sup>		12.79	10.09	14.39	6.40		
Morningstar Moderate Allocation <sup>z</sup>		11.83	8.40	14.54	6.01		
<b>VT Vantagepoint Model Portfolio Long-Term Growth Fund<sup>l</sup></b>	Aggressive Allocation	14.89	9.21	15.76	6.17	–	4/1996
S&P 500 Index <sup>o</sup>		21.86	14.66	21.16	7.42		
Model Long-Term Growth Custom Bmk. <sup>l</sup>		16.14	11.82	16.93	6.96		
Morningstar Aggressive Allocation <sup>aa</sup>		15.04	9.05	16.69	6.39		

Investment Option / Benchmark / Peer Group	Type of Option*	1 yr	3 yr	5 yr	10 yr	Since Inception	Inception Date
<b>VT Vantagepoint Model Portfolio All-Equity Growth Fund<sup>1</sup></b>	Large Blend	19.73	11.22	19.78	6.63	—	10/2000
S&P 500 Index <sup>o</sup>		21.86	14.66	21.16	7.42		
Model All-Equity Growth Custom Bmk. <sup>u</sup>		21.13	13.22	20.20	7.23		
Morningstar Large Blend <sup>bb</sup>		21.17	13.09	20.02	6.92		
<b>VT Fidelity Puritan<sup>®</sup> Fund<sup>1</sup></b>	Moderate Allocation	16.05	10.10	16.03	6.71	—	6/1995
S&P 500 Index <sup>o</sup>		21.86	14.66	21.16	7.42		
Morningstar Moderate Allocation <sup>z</sup>		11.83	8.40	14.54	6.01		
<b>U.S. STOCK FUNDS</b>							
<b>VT Vantagepoint Equity Income Fund<sup>1,8</sup></b>	Large Value	19.40	11.97	20.85	7.28	—	4/1994
Russell 1000 Value Index <sup>cc</sup>		21.57	14.80	21.75	7.58		
Morningstar Large Value <sup>dd</sup>		20.74	13.09	19.82	6.91		
<b>VT Invesco Diversified Dividend Fund<sup>1,8</sup></b>	Large Value	—	—	—	—	5.80	12/2013
S&P 500 Index <sup>o</sup>		21.86	14.66	21.16	7.42		
Morningstar Large Value <sup>dd</sup>		20.74	13.09	19.82	6.91		
<b>VT AllianzGI NFJ Dividend Value Fund<sup>1,8</sup></b>	Large Value	19.93	13.00	—	—	16.93	7/2009
Russell 1000 Value Index <sup>cc</sup>		21.57	14.80	21.75	7.58		
Morningstar Large Value <sup>dd</sup>		20.74	13.09	19.82	6.91		
<b>VT Vantagepoint 500 Stock Index Fund<sup>1</sup></b>	Large Blend	21.23	14.12	20.58	6.88	—	4/1999
S&P 500 Index <sup>o</sup>		21.86	14.66	21.16	7.42		
<b>VT Vantagepoint Broad Market Index Fund<sup>1</sup></b>	Large Blend	22.08	14.09	21.32	7.53	—	4/1999
Russell 3000 Index <sup>ee</sup>		22.61	14.61	21.93	7.86		
Wilshire 5000 Total Market Index <sup>ff</sup>		22.42	14.43	21.74	7.91		
<b>VT Vantagepoint Growth &amp; Income Fund<sup>1</sup></b>	Large Blend	22.35	13.69	20.66	6.99	—	10/1998
S&P 500 Index <sup>o</sup>		21.86	14.66	21.16	7.42		
Morningstar Large Blend <sup>bb</sup>		21.17	13.09	20.02	6.92		
<b>VT Oppenheimer Main Street Fund<sup>1</sup></b>	Large Blend	22.61	—	—	—	21.30	12/2011
S&P 500 Index <sup>o</sup>		21.86	14.66	21.16	7.42		
Morningstar Large Blend <sup>bb</sup>		21.17	13.09	20.02	6.92		
<b>VT Vantagepoint Growth Fund<sup>1,8</sup></b>	Large Growth	22.56	11.80	18.20	4.72	—	4/1983
Russell 1000 Growth Index <sup>gg</sup>		23.22	14.62	21.68	7.86		
Morningstar Large Growth <sup>hh</sup>		23.59	12.96	20.22	7.45		
<b>VT Fidelity Contrafund<sup>®1,8</sup></b>	Large Growth	23.11	13.92	20.03	9.54	—	1/1996
S&P 500 Index <sup>o</sup>		21.86	14.66	21.16	7.42		
Morningstar Large Growth <sup>hh</sup>		23.59	12.96	20.22	7.45		
<b>VT Calvert Equity Portfolio<sup>1,8</sup></b>	Large Growth	19.49	10.93	19.40	6.94	—	7/2002
S&P 500 Index <sup>o</sup>		21.86	14.66	21.16	7.42		
Morningstar Large Growth <sup>hh</sup>		23.59	12.96	20.22	7.45		
<b>VT T Rowe Price<sup>®</sup> Growth Stock Fund<sup>1,8,9</sup></b>	Large Growth	26.98	14.86	21.41	—	8.02	12/2004
S&P 500 Index <sup>o</sup>		21.86	14.66	21.16	7.42		
Morningstar Large Growth <sup>hh</sup>		23.59	12.96	20.22	7.45		
<b>VT Vantagepoint Select Value Fund<sup>1,8,10</sup></b>	Mid-Cap Value	19.67	13.51	23.62	—	10.99	4/2008
Russell Midcap Value Index <sup>ii</sup>		22.95	15.17	26.35	10.24		
Morningstar Mid-Cap Value <sup>ii</sup>		23.23	13.37	23.92	8.74		

Investment Option / Benchmark / Peer Group	Type of Option*	1 yr	3 yr	5 yr	10 yr	Since Inception	Inception Date
<b>VT Goldman Sachs Mid Cap Value Fund<sup>1,8,10</sup></b>	Mid-Cap Value	21.61	12.44	22.16	–	7.77	5/2006
Russell Midcap Value Index <sup>ii</sup>		22.95	15.17	26.35	10.24		
Morningstar Mid-Cap Value <sup>ii</sup>		23.23	13.37	23.92	8.74		
<b>VT Vantagepoint Mid/Small Company Index Fund<sup>1,10</sup></b>	Mid-Cap Blend	24.15	13.62	25.03	9.52	–	4/1999
Russell 2500 Index <sup>kk</sup>		24.01	13.95	25.33	9.43		
Wilshire 4500 Completion Index <sup>ll</sup>		25.87	14.25	25.56	9.91		
<b>VT Vantagepoint Aggressive Opportunities Fund<sup>1,8,10</sup></b>	Mid-Cap Growth	23.57	10.73	21.76	8.02	–	10/1994
Russell Midcap Growth Index <sup>mmm</sup>		24.22	13.52	24.73	9.47		
Morningstar Mid-Cap Growth <sup>nn</sup>		23.40	11.74	22.17	8.67		
<b>VT TimesSquare Mid Cap Growth Fund<sup>1,8,10</sup></b>	Mid-Cap Growth	–	–	–	–	5.00	12/2013
Russell Midcap Growth Index <sup>mmm</sup>		24.22	13.52	24.73	9.47		
Morningstar Mid-Cap Growth <sup>nn</sup>		23.40	11.74	22.17	8.67		
<b>VT Harbor Mid Cap Growth Fund<sup>1,8,10</sup></b>	Mid-Cap Growth	25.79	11.03	21.65	–	8.45	7/2008
Russell Midcap Growth Index <sup>mmm</sup>		24.22	13.52	24.73	9.47		
Morningstar Mid-Cap Growth <sup>nn</sup>		23.40	11.74	22.17	8.67		
<b>VT Vantagepoint Discovery Fund<sup>1,11</sup></b>	Small Blend	27.70	13.42	25.29	–	10.48	4/2008
Russell 2000 Index <sup>oo</sup>		24.90	13.18	24.31	8.53		
Morningstar Small Blend <sup>pp</sup>		24.09	12.73	24.08	8.60		
<b>VT T Rowe Price<sup>®</sup> Small Cap Value Fund<sup>1,9,11</sup></b>	Small Blend	20.13	12.71	23.48	9.66	–	7/2002
Russell 2000 Index <sup>oo</sup>		24.90	13.18	24.31	8.53		
Morningstar Small Blend <sup>pp</sup>		24.09	12.73	24.08	8.60		
<b>VT Oppenheimer Discovery Fund<sup>1,8,11</sup></b>	Small Growth	–	–	–	–	0.70	12/2013
Russell 2000 Growth Index <sup>qq</sup>		27.19	13.61	25.24	8.87		
Morningstar Small Growth <sup>rr</sup>		26.05	12.59	24.46	8.71		
<b>INTERNATIONAL STOCK FUNDS</b>							
<b>VT Vantagepoint International Fund<sup>1,12</sup></b>	Foreign Large Blend	13.13	7.17	14.93	5.87	–	10/1994
MSCI EAFE Index (Net) <sup>ss</sup>		17.56	7.21	16.02	6.53		
Morningstar Foreign Large Blend <sup>tt</sup>		15.39	5.80	15.40	6.36		
<b>VT Vantagepoint Overseas Equity Index Fund<sup>1,12</sup></b>	Foreign Large Blend	16.98	6.96	15.53	6.04	–	4/1999
MSCI EAFE Index (Net) <sup>ss</sup>		17.56	7.21	16.02	6.53		
<b>VT Fidelity Diversified International Fund<sup>1,12</sup></b>	Foreign Large Blend	18.57	7.11	15.62	–	5.80	12/2004
MSCI EAFE Index (Net) <sup>ss</sup>		17.56	7.21	16.02	6.53		
Morningstar Foreign Large Blend <sup>tt</sup>		15.39	5.80	15.40	6.36		
<b>VT Harbor International Fund<sup>1,12</sup></b>	Foreign Large Blend	15.03	6.22	–	–	8.26	12/2009
MSCI EAFE Index (Net) <sup>ss</sup>		17.56	7.21	16.02	6.53		
Morningstar Foreign Large Blend <sup>tt</sup>		15.39	5.80	15.40	6.36		
<b>SPECIALTY</b>							
<b>VT Nuveen Real Estate Securities Fund<sup>1,13</sup></b>	Real Estate	4.56	10.04	–	–	23.35	7/2009
MSCI U.S. REIT Index <sup>uu</sup>		4.28	10.65	28.79	8.20		
Morningstar Real Estate <sup>vv</sup>		3.72	9.67	27.17	7.51		

## FIXED RETURN INVESTMENTS

**Certificate of Deposit Accounts**

Certificate of Deposit Accounts (CD Accounts) provide a fixed rate of return for a given term. The current rates are the most appropriate measure of performance and can be obtained by contacting us at 800-669-7400.

Investment	Open Investment Window	APR/APY
VT 3 Year BoA CD Account <sup>1,3</sup>	03/31/2014 – 04/29/2014	0.32% / 0.32%
VT 5 Year BoA CD Account <sup>1,3</sup>	03/31/2014 – 04/29/2014	0.65% / 0.65%

Certificate of Deposit Accounts (CD Accounts) Annual Percentage Rates (APRs) and Annual Percentage Yields (APYs) are valid for the purchases made within the related open investment window and assume principal and interest remain in the account until maturity. Withdrawals and penalties will reduce earnings on the account. Please be advised, there may be associated penalties for withdrawing from a CD Account prior to the maturity date. For more information regarding CD Accounts, please contact Investor Services at 800-669-7400.

\* *Each investment option is categorized by type. The type source for registered mutual fund is the fund category as reported by Morningstar, Inc. Copyright © Morningstar, Inc.® All Rights Reserved. The information contained herein: (1) is proprietary to Morningstar and/or its content providers; (2) may not be copied or distributed; and (3) is not warranted to be accurate, complete or timely. Neither Morningstar nor its content providers are responsible for any damages or losses arising from any use of this information. Morningstar, Inc. is a global investment research firm that is not affiliated with ICMA-RC. ICMA-RC does not independently verify Morningstar data. The type source for all other investment options is determined by ICMA-RC.*

*For registered mutual funds Morningstar places each in certain categories based on the mutual fund's historical portfolio holdings. Placement of a registered mutual fund in a particular Morningstar category does not mean that the mutual fund will remain in that category or that it will invest primarily in securities consistent with its Morningstar category. A registered mutual fund's investment strategy and portfolio holdings are governed by its prospectus, not its Morningstar category. VantageTrust funds are not assigned Morningstar categories and, therefore a Morningstar category listed for a VantageTrust fund has been assigned to the underlying registered mutual fund in which the VantageTrust fund invests.*

- 1 *Please read Making Sound Investment Decisions: A Retirement Investment Guide and the accompanying VantageTrust Fund Fees and Expenses document ("Guide") carefully for a complete summary of all fees, expenses, investment objectives and strategies, and risks. Investors should carefully consider this information before investing. For a current Guide, contact ICMA-RC by calling 800-669-7400 or log into your account at [www.icmarc.org](http://www.icmarc.org).*
- 2 *PLUS Fund return is annualized for all periods.*
- 3 *CD Accounts are issued by Bank of America, N.A. ("Bank"), a member of the FDIC, and are available as VantageTrust investment options. CD Account deposits of up to \$250,000 are insured by the FDIC, subject to certain limitations. Amounts to be invested in CD Accounts are initially held in the Bank's Money Market Deposit Account ("MMDA") and earn the Bank's MMDA rate. At the end of the open investment window, assets are transferred to the CD Account where interest is credited daily and compounded monthly.*
- 4 *A fixed income fund is subject to credit risk and interest rate risk. Credit risk is when an issuer of a fixed income security may be unable or unwilling to make payments of principal or interest to the holders of these securities or may declare bankruptcy. Fixed income securities fluctuate in value as interest rates change. When interest rates rise, the market prices of fixed income securities will usually decrease; when interest rates fall, the market prices of fixed income securities usually will increase.*
- 5 *Funds that invest primarily in high yield bonds (bonds that are rated below investment grade and also known as "junk bonds") are subject to additional risk as these high yield bonds are considered speculative and involve a greater risk of default than "investment grade" securities. The values of these securities are particularly sensitive to changes in interest rates, issuer creditworthiness, and economic and political conditions. The market prices of these securities may decline significantly in periods of general economic difficulty, may be harder to value, and may be less liquid than higher rated securities.*

- 6 **Prudential Retirement Insurance and Annuity Company (Prudential), CA COA #08003, Hartford, CT.** *Neither Prudential nor ICMA-RC guarantees the investment performance or return on contributions to Prudential's Separate Account. You should carefully consider the objectives, risks, charges, expenses and underlying guarantee features before purchasing this product. Prudential may increase the Guarantee Fee in the future, from 1.00% up to a maximum of 1.50%. Like all variable investments, this Fund may lose value. Availability and terms may vary by jurisdiction; subject to regulatory approvals. Annuity contracts contain exclusions, limitations, reductions of benefits and terms for keeping them in force. Guarantees are based on Prudential's claims-paying ability. This annuity is issued under Contract form # GA-2020-TGWB4-0805-RC. ICMA-RC provides recordkeeping services to your Plan and is the investment manager of the underlying Prudential separate account. Prudential or its affiliates may compensate ICMA-RC for providing these and related administrative services in connection with the Fund. Before electing the Spousal Benefit (if available) on behalf of any beneficiary not recognized as your spouse under Federal law (a civil union partner), be aware that provisions of your plan or the Internal Revenue Code might prevent, limit or otherwise affect the ability of the beneficiary to receive the Spousal Benefit. Variable annuities are suitable for long-term investing, particularly retirement savings. ©2014 Prudential, the Prudential logo, and the Rock symbol and Bring Your Challenges are service marks of the Prudential Insurance Company of America, Newark, NJ, and its related entities, registered in many jurisdictions worldwide. Note: Participants who are interested in the VT Retirement Income Advantage Fund must first receive and read the VT Retirement Income Advantage Fund Important Considerations document, before investing.*
- 7 *The fund is not a complete solution for all of your retirement savings needs. An investment in the fund includes the risk of loss, including near, at or after the target date of the fund. There is no guarantee that the fund will provide adequate income at and through an investor's retirement. Selecting the fund does not guarantee that you will have adequate savings for retirement.*
- 8 *Certain funds may be subject to style risk, which is the possibility that the investment style of its investment adviser will trail the returns of the overall market. In the past, different types of securities have experienced cycles of outperformance and underperformance in comparison to the market in general. For example, growth stocks have performed best during the later stages of economic expansion and value stocks have performed best during periods of economic recovery. Both styles may go in and out of favor. When the investing style used by a fund is out of favor, that fund is likely to underperform other funds that use investing styles that are in favor.*
- 9 *T. Rowe Price® is a registered trademark of T. Rowe Price Group, Inc. - all rights reserved.*
- 10 *Funds that invest primarily in mid-capitalization companies involve greater risk than is customarily associated with investments in larger, more established companies. Equity securities of mid-capitalization companies generally trade in lower volume and are generally subject to greater and less predictable price changes than the securities of larger companies.*
- 11 *Funds that invest primarily in small-capitalization companies involve greater risk than is customarily associated with investments in larger, more established companies. Equity securities of small-capitalization companies are generally subject to greater price volatility than those of larger companies due to less certain growth prospects, the lower degree of liquidity in the markets for their securities, and the greater sensitivity of smaller companies to changing economic conditions. Also, small-capitalization companies may have more limited product lines, fewer capital resources and less experienced management than larger companies.*
- 12 *Funds that invest in foreign securities are exposed to the risk of loss due to political, economic, legal, regulatory, and operational uncertainties; differing accounting and financial reporting standards; limited availability of information; currency fluctuations; and higher transaction costs. Investments in foreign currencies or securities denominated in foreign currencies (including derivative instruments that provide exposure to foreign currencies) may experience gains or losses solely based on changes in the exchange rate between foreign currencies and the U.S. dollar. The risk of investing in foreign securities may be greater with respect to securities of companies located in emerging market countries. The value of developing or emerging market currencies may fluctuate more than the currencies of companies with more mature markets.*
- 13 *Sector funds tend to be riskier and more volatile than the broad market because they are generally less diversified and more volatile than other mutual funds.*
- a *The BofA ML US 3-Month Treasury Bill Index is comprised of a single U.S. Treasury Bill issue purchased at the beginning of each month and held for a full month, at which time that issue is sold and rolled into a newly selected issue. The issue selected each month is that having a maturity date closest to, but not beyond, 90 days from the rebalance date.*
- b *The Ibbotson Associates US 30-Day T-Bill Index measures the performance of a single issue of outstanding Treasury bill which matures closest to, but not beyond, one month from the rebalancing date. The issue is purchased at the beginning of the month and held for a full month; at the end of the month that issue is sold and rolled into a newly selected issue.*
- c *The Crane Prime Retail Money Market Fund Index is a simple average of general purpose taxable or "prime" money market mutual funds tracked by Crane Data.*
- d *The Barclays U.S. Aggregate Bond Index consists of investment-grade U.S. fixed income securities.*
- e *The Morningstar Intermediate-term Bond Funds Average is an equal-weighted average of all Intermediate-term Bond funds, as identified by Morningstar, Inc.*



- f The Barclays U.S. Treasury Inflation Protected Securities (TIPS) Index (Series-L) consists of all U.S. Treasury inflation protected securities rated investment grade or better, having at least one year to final maturity, and at least \$250 million par amount outstanding. The Series-L reference identifies this index as the former Lehman Brothers U.S. Treasury Inflation Protected Securities (TIPS) Index.*
- g The Morningstar Inflation-Protected Bond Funds Average is an equal-weighted average of all Inflation-Protected Bond funds, as identified by Morningstar, Inc.*
- h The BofA ML US High Yield BB-B Rated Constrained Index tracks the performance of BB- and B-rated fixed income securities, with total index allocation to an individual issuer limited to 2%.*
- i The Morningstar High Yield Bond Funds Average is an equal-weighted average of all High Yield Bond funds, as identified by Morningstar, Inc.*
- j The VT Retirement IncomeAdvantage custom benchmark is composed of the market indexes of the funds in which the VT Retirement IncomeAdvantage Fund invests, in weighted percentages that correspond to the historical target allocation to those funds and the historical market indexes. Should the target allocations for the VT Retirement IncomeAdvantage Fund or the market indexes of the funds change, the percentage allocations to the corresponding indexes or the market indexes will also change.*
- k The Barclays U.S. Intermediate Aggregate Bond Index consists of investment-grade U.S. fixed income securities with maturities of 1 to 10 years.*
- l The custom benchmark is composed of market indexes that reflect the general performance of the primary asset classes in which the Fund invests, in weighted percentages that correspond to the historical target allocation to those asset classes for the Fund. Those asset class benchmarks are the Barclays U.S. Intermediate Aggregate Bond Index for the fixed income asset class and the S&P 500 Index for the equity asset class. Should the target allocations for the Fund between those asset classes change, the percentage allocations to the corresponding indexes will also change when calculating the custom benchmark.*
- m The Morningstar Retirement Income Funds Average is an equal-weighted average of all Retirement Income funds, as identified by Morningstar, Inc.*
- n The Morningstar Target Date 2000-2010 Funds Average is an equal-weighted average of all Target Date 2000-2010 funds, as identified by Morningstar, Inc.*
- o The S&P 500 Index consists of 500 stocks representing larger capitalization companies traded in the U.S.*
- p The Morningstar Target Date 2011-2015 Funds Average is an equal-weighted average of all Target Date 2011-2015 funds, as identified by Morningstar, Inc.*
- q The Morningstar Target Date 2016-2020 Funds Average is an equal-weighted average of all Target Date 2016-2020 funds, as identified by Morningstar, Inc.*
- r The Morningstar Target Date 2021-2025 Funds Average is an equal-weighted average of all Target Date 2021-2025 funds, as identified by Morningstar, Inc.*
- s The Morningstar Target Date 2026-2030 Funds Average is an equal-weighted average of all Target Date 2026-2030 funds, as identified by Morningstar, Inc.*
- t The Morningstar Target Date 2031-2035 Funds Average is an equal-weighted average of all Target Date 2031-2035 funds, as identified by Morningstar, Inc.*
- u The custom benchmark is composed of market indexes that reflect the general performance of the primary asset classes in which the Fund invests, in weighted percentages that correspond to the historical target allocation to those asset classes for the Fund. Those asset class benchmarks are the S&P 500 Index and the MSCI EAFE Index (Net). Should the target allocations for the Fund between those asset classes change, the percentage allocations to the corresponding indexes will also change when calculating the custom benchmark.*
- v The Morningstar Target Date 2036-2040 Funds Average is an equal-weighted average of all Target Date 2036-2040 funds, as identified by Morningstar, Inc.*
- w The Morningstar Target Date 2041-2045 Funds Average is an equal-weighted average of all Target Date 2041-2045 funds, as identified by Morningstar, Inc.*
- x The Morningstar Target Date 2046-2050 Average is an equal-weighted average of all Target Date 2046-2050 funds, as identified by Morningstar, Inc.*
- y The Morningstar Conservative Allocation Funds Average is an equal-weighted average of all Conservative Allocation funds, as identified by Morningstar, Inc.*
- z The Morningstar Moderate Allocation Funds Average is an equal-weighted average of all Moderate Allocation funds, as identified by Morningstar, Inc.*
- aa The Morningstar Aggressive Allocation Funds Average is an equal-weighted average of all Aggressive Allocation funds, as identified by Morningstar, Inc.*

- bb The Morningstar Large Blend Funds Average is an equal-weighted average of all Large Blend funds, as identified by Morningstar, Inc.*
- cc The Russell 1000 Value Index measures the performance of the large-cap value segment of the U.S. equity universe. It includes those Russell 1000 Index companies with lower price-to-book ratios and lower expected growth values.*
- dd The Morningstar Large Value Funds Average is an equal-weighted average of all Large Value funds, as identified by Morningstar, Inc.*
- ee The Russell 3000 Index measures the performance of the largest 3000 U.S. companies based on market capitalization representing a substantial portion of the investable U.S. equity market.*
- ff The Wilshire 5000 Total Market Index consists of all U.S. equity securities with readily available price data (which includes common stocks, interests in real estate investment trusts and limited partnership interests of U.S. companies, that have their primary market listing in the U.S.) and is calculated using a float-adjusted market capitalization weighting. The float-adjusted methodology adjusts an individual stock's market capitalization to account for (by excluding) shares that may be restricted or otherwise unavailable for purchase.*
- gg The Russell 1000 Growth Index measures the performance of the large-cap growth segment of the U.S. equity universe. It includes those Russell 1000 Index companies with higher price-to-book ratios and higher forecasted growth values.*
- hh The Morningstar Large Growth Funds Average is an equal-weighted average of all Large Growth funds, as identified by Morningstar, Inc.*
- ii The Russell Midcap Value Index measures the performance of the mid-cap value segment of the U.S. equity universe. It includes those Russell Midcap Index companies with lower price-to-book ratios and lower forecasted growth values.*
- jj The Morningstar Mid-Cap Value Funds Average is an equal-weighted average of all Mid-Cap Value funds, as identified by Morningstar, Inc.*
- kk The Russell 2500 Index measures the performance of the 2,500 smallest companies in the Russell 3000 Index, which represents approximately 23% of the total market capitalization of the Russell 3000 Index.*
- ll The Wilshire 4500 Completion Index consists of all U.S. equity securities included in the Wilshire 5000 Total Market Index, excluding the companies in the S&P 500 Index. As such, it consists of small- and mid-capitalization U.S. equity securities. It is calculated using a float adjusted market capitalization weighting, which adjusts an individual stock's market capitalization to account for (by excluding) shares that may be restricted or otherwise unavailable for purchase.*
- mm The Russell Midcap Growth Index measures the performance of the mid-cap growth segment of the U.S. equity universe. It includes those Russell Midcap Index companies with higher price-to-book ratios and higher forecasted growth values.*
- nn The Morningstar Mid-Cap Growth Funds Average is an equal-weighted average of all Mid-Cap Growth funds, as identified by Morningstar, Inc.*
- oo The Russell 2000 Index measures the performance of the small-cap segment of the U.S. equity universe. The Russell 2000 Index is a subset of the Russell 3000 Index, and includes approximately 2000 of the smallest securities based on a combination of their market cap and current index membership.*
- pp The Morningstar Small Blend Funds Average is an equal-weighted average of all Small Blend funds, as identified by Morningstar, Inc.*
- qq The Russell 2000 Growth Index contains those securities in the underlying indexes with greater than average growth orientation, and generally higher price-to-book and price-to-earnings ratios.*
- rr The Morningstar Small Growth Funds Average is an equal-weighted average of all Small Growth funds, as identified by Morningstar, Inc.*
- ss The MSCI Europe Australasia Far East ("EAFE") Index (Net) is a free float-adjusted market capitalization index of equity securities that is designed to measure the equity market performance of developed markets, excluding the U.S. and Canada, and approximates the minimum possible dividend reinvestment after deduction of withholding tax according to MSCI Barra's methodology.*
- tt The Morningstar Foreign Large Blend Funds Average is an equal-weighted average of all Foreign Large Blend funds, as identified by Morningstar, Inc.*
- uu The MSCI U.S. REIT Index reflects the aggregate common stock performance of REIT's (Real Estate Investment Trusts) that own, develop, and manage properties.*
- vv The Morningstar Real Estate Average is an equal-weighted average of all Real Estate funds, as identified by Morningstar, Inc.*

## Fees and Expenses

The fees and expenses table below discloses total annual operating expenses for the plan's investment options as well as any shareholder-type fees or trading restrictions. The total annual operating expenses of these investment options reduce their rate of return.

The cumulative effect of fees and expenses can substantially reduce the growth of your retirement savings. Visit the Department of Labor's Web site for an example showing the long-term effect of fees and expenses at <http://www.dol.gov/ebsa/publications/understandingretirementfees.html>. Fees and expenses are only one of many factors to consider when you decide to invest in an option. You may also want to think about whether an investment in a particular option, along with your other investments, will help you achieve your financial goals.

Investment Option	Type of Option*	Gross Expense Ratio	Net Expense Ratio	Total Annual Operating Expense ( per \$1000)	Other fees or restrictions <sup>i</sup>
<b>STABLE VALUE/MONEY MARKET FUNDS</b>					
VT PLUS Fund <sup>1</sup>	Stable Value	1.11	1.11	\$11.10	90 day equity wash <sup>ii</sup>
VT Cash Management Fund <sup>1,2</sup>	Cash Management	0.90	0.90	\$9.00	
<b>BOND FUNDS</b>					
VT Vantagepoint Core Bond Index Fund <sup>1,2,3</sup>	Intermediate-Term Bond	0.55 <sup>A</sup>	0.50	\$5.00	
VT PIMCO Total Return Fund <sup>1,2,3</sup>	Intermediate-Term Bond	1.00	1.00	\$10.00	
VT Vantagepoint Inflation Protected Securities Fund <sup>1,2,3</sup>	Inflation-Protected Bond	0.93	0.93	\$9.30	
VT PIMCO High Yield Fund <sup>1,2,3,4</sup>	High Yield Bond	1.09	1.09	\$10.90	
<b>GUARANTEED LIFETIME INCOME FUNDS</b>					
VT Retirement Income Advantage Fund <sup>1,5</sup>	Guaranteed Income	2.01	2.01	\$20.10	Any \$/ 90 days
<b>BALANCED/ASSET ALLOCATION FUNDS</b>					
VT Vantagepoint Milestone Retirement Income Fund <sup>1,2,6,7</sup>	Retirement Income	1.12	1.12	\$11.20	
VT Vantagepoint Milestone 2010 Fund <sup>1,2,6,7</sup>	Target Date 2000-2010	1.16	1.16	\$11.60	
VT Vantagepoint Milestone 2015 Fund <sup>1,2,6,7</sup>	Target Date 2011-2015	1.15	1.15	\$11.50	
VT Vantagepoint Milestone 2020 Fund <sup>1,2,6,7</sup>	Target Date 2016-2020	1.13	1.13	\$11.30	
VT Vantagepoint Milestone 2025 Fund <sup>1,2,6,7</sup>	Target Date 2021-2025	1.14	1.14	\$11.40	
VT Vantagepoint Milestone 2030 Fund <sup>1,2,6,7</sup>	Target Date 2026-2030	1.15	1.15	\$11.50	
VT Vantagepoint Milestone 2035 Fund <sup>1,2,6,7</sup>	Target Date 2031-2035	1.16	1.16	\$11.60	
VT Vantagepoint Milestone 2040 Fund <sup>1,2,6,7</sup>	Target Date 2036-2040	1.17	1.17	\$11.70	
VT Vantagepoint Milestone 2045 Fund <sup>1,2,6,7</sup>	Target Date 2041-2045	1.26	1.26	\$12.60	
VT Vantagepoint Milestone 2050 Fund <sup>1,2,6,7</sup>	Target Date 2046-2050	10.99	10.99	\$109.90	
VT Vantagepoint Model Portfolio Conservative Growth Fund <sup>1,2,6</sup>	Conservative Allocation	1.14	1.14	\$11.40	
VT Vantagepoint Model Portfolio Traditional Growth Fund <sup>1,2,6</sup>	Moderate Allocation	1.15	1.15	\$11.50	
VT Vantagepoint Model Portfolio Long-Term Growth Fund <sup>1,2,6</sup>	Aggressive Allocation	1.18	1.18	\$11.80	
VT Vantagepoint Model Portfolio All-Equity Growth Fund <sup>1,2,6</sup>	Large Blend	1.27	1.27	\$12.70	
VT Fidelity Puritan® Fund <sup>1,2</sup>	Moderate Allocation	0.87	0.87	\$8.70	
<b>U.S. STOCK FUNDS</b>					
VT Vantagepoint Equity Income Fund <sup>1,2,8</sup>	Large Value	1.08	1.08	\$10.80	
VT Invesco Diversified Dividend Fund <sup>1,2,8</sup>	Large Value	0.96	0.96	\$9.60	
VT AllianzGI NFJ Dividend Value Fund <sup>1,2,8</sup>	Large Value	1.25	1.25	\$12.50	
VT Vantagepoint 500 Stock Index Fund <sup>1,2</sup>	Large Blend	0.56 <sup>A</sup>	0.51	\$5.10	

Investment Option	Type of Option*	Gross Expense Ratio	Net Expense Ratio	Total Annual Operating Expense ( per \$1000)	Other fees or restrictions <sup>i</sup>
VT Vantagepoint Broad Market Index Fund <sup>1,2</sup>	Large Blend	0.57 <sup>A</sup>	0.52	\$5.20	
VT Vantagepoint Growth & Income Fund <sup>1,2</sup>	Large Blend	1.08	1.08	\$10.80	
VT Oppenheimer Main Street Fund <sup>1,2</sup>	Large Blend	0.83	0.83	\$8.30	
VT Vantagepoint Growth Fund <sup>1,2,8</sup>	Large Growth	1.09	1.09	\$10.90	
VT Fidelity Contrafund® <sup>1,2,8</sup>	Large Growth	0.96	0.96	\$9.60	
VT Calvert Equity Portfolio <sup>1,2,8</sup>	Large Growth	1.52	1.52	\$15.20	2.00% / 30 days <sup>iii</sup>
VT T Rowe Price® Growth Stock Fund <sup>1,2,8,9</sup>	Large Growth	1.22	1.22	\$12.20	Any \$/ 30 days
VT Vantagepoint Select Value Fund <sup>1,2,8,10</sup>	Mid-Cap Value	1.29	1.29	\$12.90	
VT Goldman Sachs Mid Cap Value Fund <sup>1,2,8,10</sup>	Mid-Cap Value	1.19	1.19	\$11.90	
VT Vantagepoint Mid/Small Company Index Fund <sup>1,2,10</sup>	Mid-Cap Blend	0.57 <sup>A</sup>	0.52	\$5.20	
VT Vantagepoint Aggressive Opportunities Fund <sup>1,2,8,10</sup>	Mid-Cap Growth	1.15	1.15	\$11.50	
VT TimesSquare Mid Cap Growth Fund <sup>1,2,8,10</sup>	Mid-Cap Growth	1.56	1.56	\$15.60	
VT Harbor Mid Cap Growth Fund <sup>1,2,8,10</sup>	Mid-Cap Growth	1.39	1.39	\$13.90	
VT Vantagepoint Discovery Fund <sup>1,2,11</sup>	Small Blend	1.27	1.27	\$12.70	
VT T Rowe Price® Small Cap Value Fund <sup>1,2,9,11</sup>	Small Blend	1.53	1.53	\$15.30	1.00% / 90 days, Any \$/ 30 days <sup>iii</sup>
VT Oppenheimer Discovery Fund <sup>1,2,8,11</sup>	Small Growth	1.19	1.19	\$11.90	
<b>INTERNATIONAL STOCK FUNDS</b>					
VT Vantagepoint International Fund <sup>1,2,12</sup>	Foreign Large Blend	1.28	1.28	\$12.80	Any \$/ 90 days
VT Vantagepoint Overseas Equity Index Fund <sup>1,2,12</sup>	Foreign Large Blend	0.67 <sup>A</sup>	0.62	\$6.20	Any \$/ 90 days
VT Fidelity Diversified International Fund <sup>1,2,12</sup>	Foreign Large Blend	1.24	1.24	\$12.40	1.00% / 30 days <sup>iii</sup>
VT Harbor International Fund <sup>1,2,12</sup>	Foreign Large Blend	1.32 <sup>B</sup>	1.31	\$13.10	
<b>SPECIALTY</b>					
VT Nuveen Real Estate Securities Fund <sup>1,2,13</sup>	Real Estate	1.32	1.32	\$13.20	

## FIXED RETURN INVESTMENT

### Certificate of Deposit Accounts

CD Accounts may be subject to an early withdrawal penalty. Withdrawals prior to the stated maturity date will reduce the annual percentage yield and are subject to a fee equal to 180 days of interest on the amount withdrawn, unless an exception applies.

Certificate of Deposit Accounts (CD Accounts) Annual Percentage Rates (APRs) and Annual Percentage Yields (APYs) are valid for the purchases made within the related open investment window and assume principal and interest remain in the account until maturity. Withdrawals and penalties will reduce earnings on the account. Please be advised, there may be associated penalties for withdrawing from a CD Account prior to the maturity date. For more information regarding CD Accounts, please contact Investor Services at 800-669-7400.

\* *Each investment option is categorized by type. The type source for registered mutual fund is the fund category as reported by Morningstar, Inc. Copyright © Morningstar, Inc. All Rights Reserved. The information contained herein: (1) is proprietary to Morningstar and/or its content providers; (2) may not be copied or distributed; and (3) is not warranted to be accurate, complete or timely. Neither Morningstar nor its content providers are responsible for any damages or losses arising from any use of this information. Morningstar, Inc. is a global investment research firm that is not affiliated with ICMA-RC. ICMA-RC does not independently verify Morningstar data. The type source for all other investment options is determined by ICMA-RC.*

*For registered mutual funds Morningstar places each in certain categories based on the mutual fund's historical portfolio holdings. Placement of a registered mutual fund in a particular Morningstar category does not mean that the mutual fund will remain in that category or that it will invest primarily in securities consistent with its Morningstar category. A registered mutual fund's investment strategy and portfolio holdings are governed by its prospectus, not its Morningstar category. VantageTrust funds are not assigned Morningstar categories and, therefore a Morningstar category listed for a VantageTrust fund has been assigned to the underlying registered mutual fund in which the VantageTrust fund invests.*

A *A contractual expense waiver exists for this fund's underlying fund and will expire on 04-30-2014.*

B *A contractual expense waiver exists for this fund's underlying fund and will expire on 02-28-2014.*

i *Frequent trading rules are designed to detect and discourage trading activities that may increase costs to all investors. All funds or underlying funds are monitored for frequent trading. Certain funds or underlying funds may impose fees or restrictions to deter frequent trading. Current information about these fees or restrictions can be found in a fund's or underlying fund's prospectus. You may contact us to obtain a prospectus or to answer questions by calling 800-669-7400, emailing [investorservices@icmarc.org](mailto:investorservices@icmarc.org), or visiting [www.icmarc.org](http://www.icmarc.org). You can obtain information about ICMA-RC's Frequent Trading Policy at [www.icmarc.org/frequenttrading](http://www.icmarc.org/frequenttrading).*

ii *Direct transfers from a stable value fund to competing funds are restricted. Competing funds may include, but are not limited to money market mutual funds, certificates of deposit, stable value funds, investment options that offer guarantees of principal or income, certain short-term bond funds and self-directed brokerage accounts. Certain restrictions may apply when you want to transfer money from a stable value fund to a competing fund. These restrictions generally include waiting periods before transfers can be made back into a stable value fund.*

iii *Certain funds or underlying funds may charge a redemption fee. Current information about redemption fee, if any, will be contained in the fund's or underlying fund's prospectus. You may contact us to obtain a prospectus or to answer questions by calling 800-669-7400, emailing [investorservices@icmarc.org](mailto:investorservices@icmarc.org), or visiting [www.icmarc.org](http://www.icmarc.org).*

1 *Please read Making Sound Investment Decisions: A Retirement Investment Guide and the accompanying VantageTrust Fund Fees and Expenses document ("Guide") carefully for a complete summary of all fees, expenses, investment objectives and strategies, and risks. Investors should carefully consider this information before investing. For a current Guide, contact ICMA-RC by calling 800-669-7400 or log into your account at [www.icmarc.org](http://www.icmarc.org).*

2 *VantageTrust Funds invest in underlying registered funds. Please refer to the underlying fund's prospectus for additional information on fund fees and expenses.*

3 *A fixed income fund is subject to credit risk and interest rate risk. Credit risk is when an issuer of a fixed income security may be unable or unwilling to make payments of principal or interest to the holders of these securities or may declare bankruptcy. Fixed income securities fluctuate in value as interest rates change. When interest rates rise, the market prices of fixed income securities will usually decrease; when interest rates fall, the market prices of fixed income securities usually will increase.*

4 *Funds that invest primarily in high yield bonds (bonds that are rated below investment grade and also known as "junk bonds") are subject to additional risk as these high yield bonds are considered speculative and involve a greater risk of default than "investment grade" securities. The values of these securities are particularly sensitive to changes in interest rates, issuer creditworthiness, and economic and political conditions. The market prices of these securities may decline significantly in periods of general economic difficulty, may be harder to value, and may be less liquid than higher rated securities.*

- 5 **Prudential Retirement Insurance and Annuity Company (Prudential), CA COA #08003, Hartford, CT.** *Neither Prudential nor ICMA-RC guarantees the investment performance or return on contributions to Prudential's Separate Account. You should carefully consider the objectives, risks, charges, expenses and underlying guarantee features before purchasing this product. Prudential may increase the Guarantee Fee in the future, from 1.00% up to a maximum of 1.50%. Like all variable investments, this Fund may lose value. Availability and terms may vary by jurisdiction; subject to regulatory approvals. Annuity contracts contain exclusions, limitations, reductions of benefits and terms for keeping them in force. Guarantees are based on Prudential's claims-paying ability. This annuity is issued under Contract form # GA-2020-TGWB4-0805-RC. ICMA-RC provides recordkeeping services to your Plan and is the investment manager of the underlying Prudential separate account. Prudential or its affiliates may compensate ICMA-RC for providing these and related administrative services in connection with the Fund. Before electing the Spousal Benefit (if available) on behalf of any beneficiary not recognized as your spouse under Federal law (a civil union partner), be aware that provisions of your plan or the Internal Revenue Code might prevent, limit or otherwise affect the ability of the beneficiary to receive the Spousal Benefit. Variable annuities are suitable for long-term investing, particularly retirement savings. ©2014 Prudential, the Prudential logo, and the Rock symbol and Bring Your Challenges are service marks of the Prudential Insurance Company of America, Newark, NJ, and its related entities, registered in many jurisdictions worldwide. Note: Participants who are interested in the VT Retirement IncomeAdvantage Fund must first receive and read the VT Retirement IncomeAdvantage Fund Important Considerations document, before investing.*
- 6 *The expense ratio for a "fund of funds" includes acquired fund fees and expenses, which are expenses incurred indirectly by the fund through its ownership in other mutual funds.*
- 7 *The fund is not a complete solution for all of your retirement savings needs. An investment in the fund includes the risk of loss, including near, at or after the target date of the fund. There is no guarantee that the fund will provide adequate income at and through an investor's retirement. Selecting the fund does not guarantee that you will have adequate savings for retirement.*
- 8 *Certain funds may be subject to style risk, which is the possibility that the investment style of its investment adviser will trail the returns of the overall market. In the past, different types of securities have experienced cycles of outperformance and underperformance in comparison to the market in general. For example, growth stocks have performed best during the later stages of economic expansion and value stocks have performed best during periods of economic recovery. Both styles may go in and out of favor. When the investing style used by a fund is out of favor, that fund is likely to underperform other funds that use investing styles that are in favor.*
- 9 *T. Rowe Price® is a registered trademark of T. Rowe Price Group, Inc. - all rights reserved.*
- 10 *Funds that invest primarily in mid-capitalization companies involve greater risk than is customarily associated with investments in larger, more established companies. Equity securities of mid-capitalization companies generally trade in lower volume and are generally subject to greater and less predictable price changes than the securities of larger companies.*
- 11 *Funds that invest primarily in small-capitalization companies involve greater risk than is customarily associated with investments in larger, more established companies. Equity securities of small-capitalization companies are generally subject to greater price volatility than those of larger companies due to less certain growth prospects, the lower degree of liquidity in the markets for their securities, and the greater sensitivity of smaller companies to changing economic conditions. Also, small-capitalization companies may have more limited product lines, fewer capital resources and less experienced management than larger companies.*
- 12 *Funds that invest in foreign securities are exposed to the risk of loss due to political, economic, legal, regulatory, and operational uncertainties; differing accounting and financial reporting standards; limited availability of information; currency fluctuations; and higher transaction costs. Investments in foreign currencies or securities denominated in foreign currencies (including derivative instruments that provide exposure to foreign currencies) may experience gains or losses solely based on changes in the exchange rate between foreign currencies and the U.S. dollar. The risk of investing in foreign securities may be greater with respect to securities of companies located in emerging market countries. The value of developing or emerging market currencies may fluctuate more than the currencies of companies with more mature markets.*
- 13 *Sector funds tend to be riskier and more volatile than the broad market because they are generally less diversified and more volatile than other mutual funds.*



## Annuity Information

The table below focuses on the annuity options under the plan. Annuities are insurance contracts that provide a guaranteed stream of payments at regular intervals. Annuities are issued by insurance companies. Guarantees of an insurance company are subject to its long-term financial strength and claims-paying ability.

Investment: VT Retirement IncomeAdvantage Fund*																	
Website	www.icmarc.org																
Objectives/ Goals	To seek both moderate capital growth and current income while providing a guaranteed lifetime income feature that protects retirement income against market downturns.																
Pricing Factors	The Fund invests in a Separate Account under a group variable annuity contract issued by Prudential Retirement Insurance and annuity Company (Prudential). The Fund allows you to receive a guaranteed minimum withdrawal benefit amount each year beginning when you lock in and lasting for the rest of your life. The income guarantees are provided by Prudential. Guarantees of Prudential are subject to its long-term financial strength and claims-paying ability. For more detailed information about the Fund and its guarantees, refer to the Fund's "Important Considerations" document.																
Fees / Restrictions	<table border="1"> <thead> <tr> <th colspan="2">Total Annual Operating Fees and Expenses</th> </tr> </thead> <tbody> <tr> <td>Guarantee fee</td> <td>1.00%</td> </tr> <tr> <td>Services fee</td> <td>0.34%</td> </tr> <tr> <td>Investment management fee</td> <td>0.05%</td> </tr> <tr> <td>Other separate account fees and expenses</td> <td>0.32%</td> </tr> <tr> <td>Annual VantageTrust operating expenses</td> <td>0.01%</td> </tr> <tr> <td>Plan administration fee</td> <td>0.29%</td> </tr> <tr> <td>Total expenses</td> <td>2.01%</td> </tr> </tbody> </table> <p>If you choose to include the spousal benefit, the withdrawal rate used to determine your Lifetime Annual Withdrawal will be reduced by 0.50%.</p> <p>You can choose to "lock-in" and start taking annual guaranteed withdrawals at age 65 with the full annual benefit of 5% of your Income Base, at age 70 with an enhanced annual benefit of 5.75% of your Income Base, or as early as age 55 with a reduced annual benefit of 4.25% of your Income Base.</p> <p>Excess withdrawals made during a withdrawal period will permanently reduce the Lifetime Annual Withdrawal Amount available to you for subsequent withdrawal periods. If excess withdrawals reduce your Income Base to zero, Prudential is no longer obligated to make these withdrawals available to you.</p> <p>If you transfer assets out of the VT Retirement IncomeAdvantage Fund prior to locking-in, you will not be eligible to transfer assets back into the Fund for a period of 90 days. After locking-in, only a transfer out of the Fund in excess of your LAWA will result in you being restricted from transferring assets back into the Fund for a period of 90 days. Additional information is available in the VT Retirement IncomeAdvantage Fund Important Considerations document.</p>	Total Annual Operating Fees and Expenses		Guarantee fee	1.00%	Services fee	0.34%	Investment management fee	0.05%	Other separate account fees and expenses	0.32%	Annual VantageTrust operating expenses	0.01%	Plan administration fee	0.29%	Total expenses	2.01%
Total Annual Operating Fees and Expenses																	
Guarantee fee	1.00%																
Services fee	0.34%																
Investment management fee	0.05%																
Other separate account fees and expenses	0.32%																
Annual VantageTrust operating expenses	0.01%																
Plan administration fee	0.29%																
Total expenses	2.01%																

\* **Prudential Retirement Insurance and Annuity Company (Prudential)**, CA COA #08003, Hartford, CT. Neither Prudential nor ICMA-RC guarantees the investment performance or return on contributions to Prudential's Separate Account. You should carefully consider the objectives, risks, charges, expenses and underlying guarantee features before purchasing this product. Prudential may increase the Guarantee Fee in the future, from 1.00% up to a maximum of 1.50%. Like all variable investments, this Fund may lose value. Availability and terms may vary by jurisdiction; subject to regulatory approvals. Annuity contracts contain exclusions, limitations, reductions of benefits and terms for keeping them in force. Guarantees are based on Prudential's claims-paying ability. This annuity is issued under Contract form # GA-2020-TGWB4-0805-RC. ICMA-RC provides recordkeeping services to your Plan and is the investment manager of the underlying Prudential Separate Account. Prudential or its affiliates may compensate ICMA-RC for providing these and related administrative services in connection with the Fund. Before electing the Spousal Benefit (if available) on behalf of any beneficiary not recognized as your spouse under Federal law, be aware that provisions of your plan or the Internal Revenue Code might prevent, limit or otherwise affect the ability of the beneficiary to receive the Spousal Benefit. Variable annuities are suitable for long-term investing, particularly retirement savings. Prudential, the Prudential logo, and the Rock symbol are service marks of the Prudential Insurance Company of America, Newark, NJ, and its related entities, registered in many jurisdictions worldwide. **Note:** Participants who are interested in the VT Retirement IncomeAdvantage Fund must receive and read the **VT Retirement IncomeAdvantage Fund Important Considerations** document before investing.



## Glossary

Please refer to <http://www.icmarc.org/for-individuals/plansmart/glossary.html> for a glossary of investment and fee related terms.



## Notice Regarding Default Investments

You have the right to direct the investment of assets in your account to any of the investments offered under your plan, at no additional cost to you. Use your plan's enrollment form to provide allocation instructions for the investment of contributions to your account. After completing the enrollment process, you may provide allocation instructions, or change the election made on your enrollment form, by contacting ICMA-RC's Investor Services toll-free at 800-669-7400, or online using Account Access at [www.icmarc.org](http://www.icmarc.org).

In the absence of valid allocation instructions for your account, all assets will be invested in the default fund selected by your employer until additional instructions are received from you. More information regarding the default fund selected by your employer is available by contacting ICMA-RC's Investor Services.

Increase your chances of achieving your retirement savings goals by giving careful consideration to the benefits of a well-balanced and diversified portfolio. Spreading your assets among different types of investments can help you achieve a favorable rate of return, while minimizing the risk of losing money in your retirement account. Although diversification is not a guarantee against loss, it can be an effective strategy to help manage investment risk.

Additional information regarding the investment options available to your plan, including the default fund chosen by your employer, is available by contacting ICMA-RC's Investor Services.

# Privacy Policy Notice

ICMA Retirement Corporation  
ICMA Retirement Trust  
ICMA-RC Services, LLC

VantageTrust Company, LLC  
VantageTrust  
The Vantagepoint Funds

Vantagepoint Investment Advisers, LLC  
Vantagepoint Transfer Agents, LLC

**Our Privacy Policy.** Protecting your privacy is important to us. In providing financial services and investment products to you, we collect certain nonpublic personal information about you. Our policy generally is to keep this information strictly confidential, and to use or disclose it as needed to provide services to you, or as permitted or required by law or by you. Our privacy policy applies equally to our former customers and investors, as well as individuals who simply inquire about the services or investments we offer. We may change this privacy policy in the future upon notification to you.

**Information We Collect.** The nonpublic personal information we have about you includes information you give us when you open an account, invest in The Vantagepoint Funds or VantageTrust Funds, or write or call us, such as your name, address, social security number, employment, investment objectives and experience, financial circumstances, and investment transactions and holdings.

**Information We Disclose.** We disclose nonpublic personal information about you to our affiliates, and to outside firms that help us provide services to you, for use only for that purpose. If you elect to invest in ICMA-RC's Managed Accounts Program or in the VT Retirement IncomeAdvantage Fund, ICMA-RC will share information necessary to make these products and services available to you with Ibbotson Associates and Prudential Retirement Insurance and Annuity Company, the third party firms with which ICMA Retirement Corporation has contracted in connection with these products and services, respectively.

[Note: The following applies to all states except California and New York State.] We may also disclose nonpublic personal information to nonaffiliated third party financial institutions with which we have established, or may in the future establish, relationships in order to offer select financial products of interest to our customers. Currently, ICMA Retirement Corporation has established a relationship with M&T Bank for enrollment and information services in connection with ICMA Retirement Corporation's 457 Deferred Compensation Program in certain jurisdictions [applicable for participants in plans located in Maryland (excluding the metropolitan DC area), Pennsylvania and West Virginia]. ICMA Retirement Corporation also has contracted with Ibbotson Associates to make available a Retirement Readiness Report to employees of 401 and 457 plan sponsors that elect this optional service for their employees. Before any additional third party relationships are added, they must be approved by the Board of Directors of the ICMA Retirement Corporation. Once approved, ICMA Retirement Corporation will notify you of any additional third party relationships in future publications of this privacy policy.

You have the right to stop us from disclosing nonpublic personal information about you to these parties, except as permitted or required by law. To do so, call us toll free at 800-827-2710. If you do not notify us that you wish to block disclosure of this nonpublic personal information, we will allow information to be sent to you from all third party financial institutions with which we have established relationships.

**How We Safeguard Your Information.** We restrict access to nonpublic personal information about you to those persons who need to know it or who are permitted or required by law or by you to receive it. We maintain physical, electronic and procedural safeguards to protect the confidentiality of your information.

## Welcome to ICMA-RC.

---

*Some of the funds, services, or products described in this Privacy Policy may not be available to your Plan, and all are subject to change.*

## Disaster Recovery Plan

ICMA Retirement Corporation (ICMA-RC) is committed to protecting the assets of our customers and being prepared to quickly recover and resume operations in the event of a significant business interruption. We have always regarded this as an obligation to our customers and have allocated resources to ensure our ability to meet this commitment. These capabilities are designed to:

Provide for the complete recovery of our technology infrastructure and data.

Consider the impact of various types of potential interruptions and prepare an appropriate strategy for each.

Enable ICMA-RC to continue to perform our critical business functions and minimize the impact to our customers.

The goal of our Disaster Recovery Plan is to be able to recover and resume business operations within 24 hours after the onset of a situation that warrants a disaster declaration. To accomplish this we have:

- Detailed plans for every division across our corporation that identify specific actions to be taken, personnel requirements to meet those actions, and other resources necessary to restore critical processes and resume business operations. Keep in mind that the ability to conduct trading and other transactional activity is dependent on the stock market being open and the availability of telecommunications to perform the trade.
- Contracted with a national information availability provider for alternative workspace for our personnel, network infrastructure and telecommunications infrastructure, in the event that our facility is unusable because of an incident. This enables ICMA-RC to respond to your inquiries and provide information regarding your accounts during an incident.
- Established processes for the backup of data. Complete copies of production data are backed up at the completion of a daily processing cycle and are stored offsite at multiple secure locations. For critical data, backups are sent periodically throughout the day to a remote server. In addition, information required by regulatory agencies is archived and stored offsite at secure locations.
- Tested the effectiveness of our Disaster Recovery Plan to ensure that we have the ability to continue to operate in the event of an incident. Semi-annual exercises are conducted, with active annual participation of over 20% of ICMA-RC employees, to test the recovery of the network infrastructure and the functionality of all critical applications and processes.

---

*If you have any questions about this plan or ICMA-RC please contact an Investor Services Representative at 800-669-7400.*



# VT Retirement IncomeAdvantage Fund SUMMARY IMPORTANT CONSIDERATIONS

You are receiving this *summary* document because the **VT Retirement IncomeAdvantage Fund (Fund)** is now available in your retirement plan fund lineup. This summary is intended to serve as an introductory explanation of the benefits and features of the Fund and is not intended to replace or supersede the information contained in the *VT Retirement IncomeAdvantage Fund Important Considerations* document. Before investing, please read the more complete explanation of the Fund, as well as definitions for the terms highlighted in bold, in the *VT Retirement IncomeAdvantage Fund Important Considerations* document, *Making Sound Investment Decisions: A Retirement Investment Guide*, and the accompanying *VantageTrust Fund Fees and Expenses* document, available online or by contacting ICMA-RC.

## What is the VT Retirement IncomeAdvantage Fund?

The Fund is a professionally managed investment option that includes a guaranteed<sup>1</sup> lifetime income feature. The Fund invests in a separate account under a group variable annuity issued by Prudential Retirement Insurance and Annuity Company (Prudential), Hartford, CT. Guarantees are provided by Prudential and are based on its claims-paying ability. The Fund's underlying investment allocation of approximately 60 percent equities and 40 percent fixed income enables investors to participate in the market, while the guaranteed income benefit protects retirement income against market downturns. Like other investments available in your plan, you are eligible to transfer any portion of your current balance and/or allocate future contributions to the Fund.

In exchange for a Guarantee Fee, the Fund provides:

- **Guaranteed Lifetime Income** — Regardless of market conditions, investors can withdraw a specified amount of income from this investment option for as long as they live.
- **Downside Income Protection** — Investors can contribute to the plan without the threat that a significant market drop will impact the amount of guaranteed income they can withdraw in retirement.

The **Guarantee Fee** is assessed for the guarantees provided by the Fund. For additional details regarding the Guarantee Fee, please review Section IV. of this document. For information regarding other fees and expenses charged to the Fund, please see *Making Sound Investment Decisions: A Retirement Investment Guide* and the accompanying *VantageTrust Fund Fees and Expenses* document.

## I. Understanding the VT Retirement IncomeAdvantage Fund

### Guaranteed Lifetime Incomet

Among the most important benefits of the Fund is the ability to receive guaranteed payments for the rest of your life, and, if you select the Spousal Benefit option, continuing for the life of your surviving spouse. Your **Lifetime Annual Withdrawal Amount (LAWA)** is the guaranteed amount you are eligible to withdraw each **Withdrawal Period** (the 12-month period from your birthday to the day before your next birthday) for the rest of your life after you **Lock-In** (see next page). This amount is calculated by multiplying your **Guaranteed Withdrawal Percentage** by your **Income Base**.

This document provides you with summary information that you should know about the VT Retirement IncomeAdvantage Fund. You should read this and other disclosure documents carefully and retain them for future reference.

For a more complete explanation of the Fund, please read the *VT Retirement Income Advantage Fund Important Considerations* document and *Making Sound Investment Decisions: A Retirement Investment Guide*, available online through ICMA-RC's Account Access website, or by contacting ICMA-RC at 800-669-7400. Please review all disclosure documents carefully before investing.

AS OF NOVEMBER 1, 2013

<sup>1</sup> Guarantees are based on Prudential's claims-paying ability and are subject to certain limitations, terms and conditions. Withdrawals or transfers proportionately reduce guaranteed values prior to Lock-In. After Lock-In, Excess Withdrawals will proportionately reduce and potentially terminate future payment guarantees.

0182979-00004-00



## 1. Guaranteed Withdrawal Percentage

This percentage is determined by your age and the benefit option you select (Single or Spousal), as shown in Table 1.

If the **Spousal Benefit** is elected, the age of the younger of you and your spouse will be used to determine the percentage.

## 2. Income Base

### GUARANTEED WITHDRAWAL PERCENTAGES

Age at Lock-In	Single Benefit	Spousal Benefit
55–64	4.25%	3.75%
65–69	5.00%	4.50%
70+	5.75%	5.25%

Your Income Base is initially equal to your first contribution to the Fund, and increases dollar-for-dollar with every contribution you make into the Fund. The Income Base is proportionately reduced if you withdraw or transfer money out of the Fund.

Though your Income Base and **Market Value** (see below) in the Fund will be the same following your initial investment in the Fund, market fluctuation will cause your Market Value to be higher or lower than your Income Base. Every year on your birthday, these two values will be compared and the *higher* value will be used as your Income Base from that point forward (sometimes referred to as your “Highest Birthday Value”). Additionally, on the day you Lock-In, your Market Value (as of the close of the previous business day) will be compared to your Income Base, and the *higher* value will be used to calculate your LAWA.

**After Lock-In, your LAWA will increase with every contribution to the Fund, and will be reduced proportionately by Excess Withdrawals (see Section II.) from the Fund.**

## Market Value

Your Market Value is the monetary value of your investment in the Fund, and starts on the date you make your initial investment into the Fund. The Market Value will increase or decrease daily due to market performance, contributions, withdrawals and transfers. **The Market Value is not guaranteed and may lose value at any time.**

Note that the Market Value of the Fund is always available for withdrawals or transfers out of the Fund, but the Income Base is used solely for calculating your LAWA and is not available as a lump sum.

## Lock-In

To begin receiving the guaranteed lifetime income benefits described above, you must first Lock-In, which can be done anytime on or after your 55th birthday provided that your LAWA is \$250 or more. Once eligible, you can Lock-In by calling ICMA-RC’s Investor Services. You will be transferred to a Prudential representative, who will complete the Lock-In process after confirming your information and desired benefit option.

You will need to decide whether you will Lock-In with the **Single Benefit** or **Spousal Benefit** option. The information below will clarify how this important decision will impact the guaranteed income you are eligible to withdraw from the Fund.

- **Single Benefit.** If you Lock-In with the Single Benefit option, you will be entitled to withdraw your LAWA each Withdrawal Period for the rest of your life. Following your death, the ability to take guaranteed withdrawals from the Fund will end, and the remaining Market Value (if any) in the Fund will be distributed to your beneficiary(ies).
- **Spousal Benefit.** If you Lock-In with the Spousal Benefit option, you will be entitled to LAWA payments each Withdrawal Period for the rest of your life *and* following your death, your surviving spouse will be entitled to LAWA payments each Withdrawal Period for the rest of his/her life. Your LAWA will be lower if you select the Spousal Benefit option because the guarantees cover the longer of two lifetimes rather than just one. Please note that your surviving spouse must be the same spouse specified at Lock-In. After contacting ICMA-RC to Lock-In, you will need to complete the *VT Retirement Income Advantage Fund Spousal Lock-In Form*.

**Note that your benefit election (either Single or Spousal) is irrevocable and cannot be changed once you have Locked-In. You can defer Locking-In your benefits for as long as you choose. However, IRS rules may require you to start taking distributions from your retirement plan after you reach age 70½. See the Required Minimum Distributions information in the following section for additional information. There are special considerations if your beneficiary is a civil union partner. Additional details are provided in Section IV.C. of the *VT Retirement Income Advantage Important Considerations* document.**

## II. Receiving Your Benefit Payments

### Initiating Benefit Payments from the Fund

Following Lock-In, you can begin receiving payments from the Fund by completing the *VT Retirement Income Advantage Fund Installment Payment Form*, available by contacting ICMA-RC. Please note that the rules governing your retirement plan determine when you are eligible to withdraw assets from the plan. Additional withdrawal information is contained in the *VT Retirement Income Advantage Fund Important Considerations* document.

### Changes to Your LAWA

You should be aware that certain events/actions can cause your LAWA to increase or decrease after you Lock-In, as described below. Additional details and examples are provided in the *VT Retirement Income Advantage Fund Important Considerations* document.

- **Increases.** Your LAWA can *increase* after you have Locked-In as a result of 1) positive investment performance or 2) additional contributions to the Fund.
- **Decreases.** Your LAWA can decrease after you have Locked-In as a result of you taking an Excess Withdrawal (see below).

### Excess Withdrawals

After you Lock-In, the portion of any withdrawal (including fund transfers) from the Fund above your LAWA for a given Withdrawal Period is an Excess Withdrawal (excluding certain distributions taken to satisfy your RMD amount, as described more fully in Section III.D. of the *VT Retirement Income Advantage Fund Important Considerations* document). Any Excess Withdrawals from the Fund will proportionately reduce and potentially terminate available guarantees. If your Market Value in the Fund declines to zero (\$0) as a result of an Excess Withdrawal from the Fund, your current Fund guarantees will expire and the LAWA will no longer be available.

### Required Minimum Distributions (RMDs)

You may be required to withdraw more than your LAWA to comply with the requirement that you withdraw at least a minimum amount from your retirement plan each year after you attain age 70½ or separate from service, *whichever is later*. Please see the *VT Retirement Income Advantage Important Considerations* document (Section III.D.) for details on how these withdrawals will impact your LAWA, and the special considerations for civil union partners.

## Market Value Declines to Zero

Once your LAWA is determined, Prudential guarantees that you can withdraw this amount each year for the rest of your life, and if you select the Spousal Benefit option, continuing for the life of your surviving spouse. If your Market Value in the Fund is reduced to zero (\$0) as a result of 1) negative Fund performance or 2) distributions of your LAWA (i.e., non-Excess Withdrawals), you will continue to receive your LAWA for as long as you (and your spouse, if applicable) live. In this case, no further contributions to the Fund will be allowed. Your LAWA will be sent directly from Prudential to your ICMA-RC account and invested in the fund designated by ICMA-RC or the plan sponsor to receive such amounts.

## III. Additional Information

This section describes certain circumstances which may cause your guarantees to end. Please refer to the applicable section of the *VT Retirement Income Advantage Fund Important Considerations* document (shown in parentheses) for additional details relating to the summary information shown in this section.

### Portability of Guarantee Features

#### Leaving Your Retirement Plan — Transferring Your

**Guarantees.** If you elect to transfer your Fund assets out of your retirement plan, you may be able to transfer all or part of the Fund's guarantees to an IRA made available with Prudential. (Section V.E.1.)

#### Plan Sponsor Actions — Change in Retirement Plan

**Providers.** In the event your plan sponsor decides to switch retirement plan providers, options may be made available that will allow you to preserve the Fund's guarantees. (Section V.E.2.)

**Plan Sponsor Actions — Fund Elimination.** Like other investment options within your retirement plan, your plan sponsor can remove the Fund as an option at any time. In that case, **your guarantees will end** and the Market Value in the Fund will be transferred to another investment option as directed by you or your plan sponsor. (Section V.E.3.)

**Fund Termination.** It is possible that the Fund and/or the group annuity contract in which it invests may terminate. In such a circumstance, options may be made available that will allow you to preserve the Fund's guarantees. (Section V.E.4.)

### Other Reserved Rights – Prudential

**Prudential Action — Fund Closing.** Prudential reserves the right to stop accepting deposits, contributions or transfers to the group annuity contract made through the Fund, and to change or eliminate the underlying investments eligible for guarantees. (Section V.H.3.)



## IV. Fees & Disclosures

### Fees

You pay a Guarantee Fee for the Fund's underlying guarantees. The Guarantee Fee is an annual fee of 1% of the Fund's Market Value and is assessed by Prudential for the guarantees it provides. This fee reduces the investment returns of the Fund and this reduction is reflected in your Market Value. The Guarantee Fee is in addition to

the other fees and expenses charged to the Fund. Please refer to *Making Sound Investment Decisions: A Retirement Investment Guide* and the accompanying *VantageTrust Fund Fees and Expenses* document for additional fee and expense information.

Prudential reserves the right to change the Guarantee Fee in the future, up to a maximum of 1.5%. Any change will apply to new money added to the Fund after the change, except as described in Section V.H.2. of the *VT Retirement IncomeAdvantage Fund Important Considerations* document.

**Prudential Retirement Insurance and Annuity Company (Prudential)**, CA COA #08003, Hartford, CT. Neither Prudential nor ICMA-RC guarantees the investment performance or return on contributions to Prudential's Separate Account. You should carefully consider the objectives, risks, charges, expenses and underlying guarantee features before purchasing this product. Prudential may increase the Guarantee Fee in the future, from 1.00% up to a maximum of 1.50%. Like all variable investments, this Fund may lose value. Availability and terms may vary by jurisdiction; subject to regulatory approvals. Annuity contracts contain exclusions, limitations, reductions of benefits and terms for keeping them in force. Guarantees are based on Prudential's claims-paying ability. This annuity is issued under Contract form # GA-2020-TGWB4-0805-RC. ICMA-RC provides recordkeeping services to your Plan and is the investment manager of the underlying Prudential Separate Account. Prudential or its affiliates may compensate ICMA-RC for providing these and related administrative services in connection with the Fund. Before electing the Spousal Benefit (if available) on behalf of any beneficiary not recognized as your spouse under Federal law (a civil union partner), be aware that provisions of your plan or the Internal Revenue Code might prevent, limit or otherwise affect the ability of the beneficiary to receive the Spousal Benefit. Variable annuities are suitable for long-term investing, particularly retirement savings. ©2013 Prudential, the Prudential logo, the Rock symbol and Bring Your Challenges are service marks of Prudential Financial, Inc., and its related entities, registered in many jurisdictions worldwide. **Note:** Participants who are interested in the VT Retirement IncomeAdvantage Fund must receive and read the VT Retirement IncomeAdvantage Fund Important Considerations document before investing.

BRC000-18697-188-1113-6919-C2065