



Hampton Police Division

Offense Data Update

Planning, Research, & Analysis
August 5, 2020



Mission: To Prevent Crime & Enforce Law through Problem Solving Partnerships

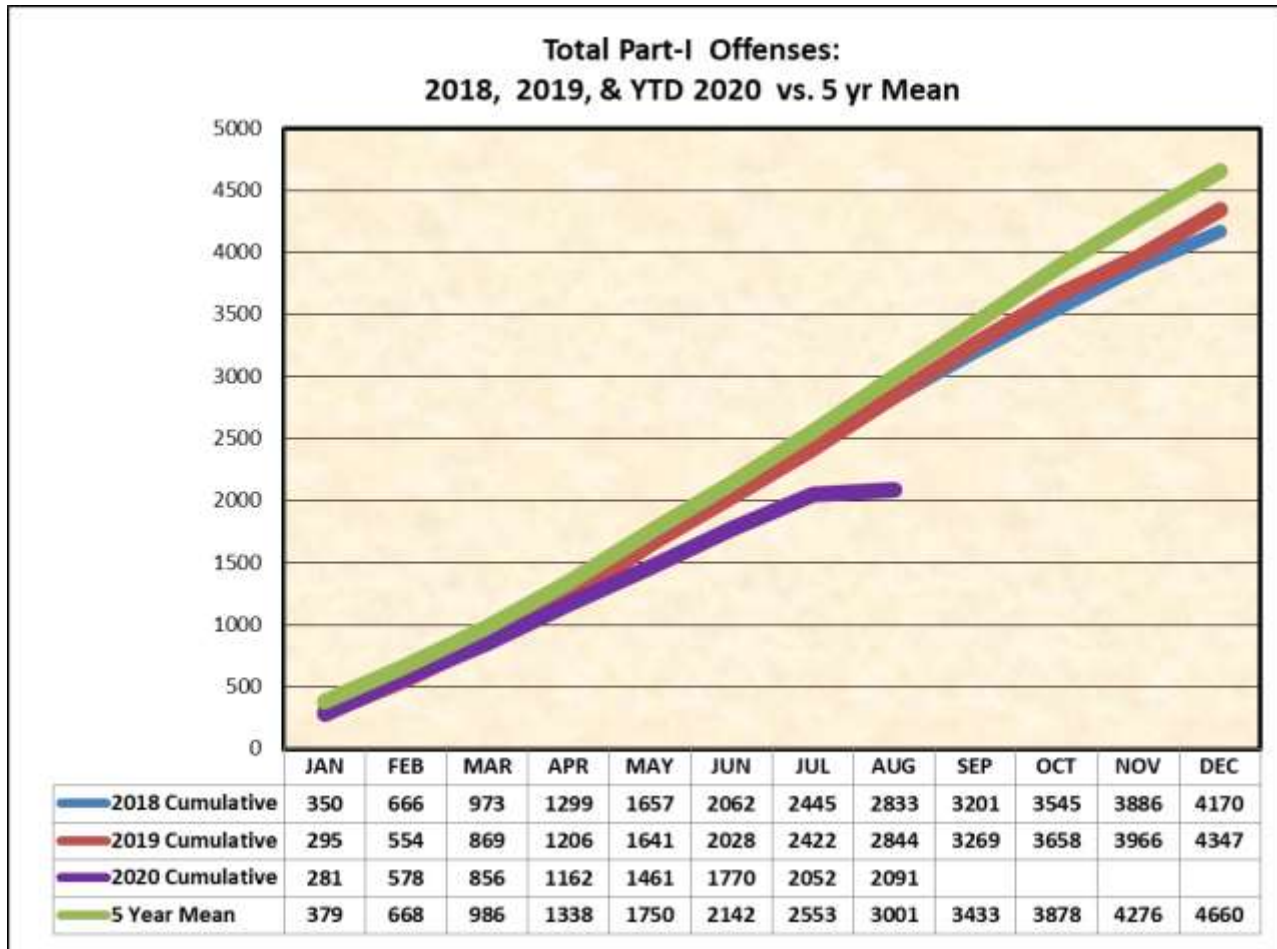
Prepared By: Michael Folsom, Criminal Analyst

Total Part-I Offenses: Cumulative Data

Murder, Rape, Robbery, Aggravated Assault, Burglary, Larceny & Motor Vehicle Theft

The following chart reflects a 5 Year Mean Comparison to the Total Part-I Offense Cumulative Data, for Year 2018, Year 2019 and Year-to-Date 2020 (Jan. 1-Aug. 5, 2020).

The data does not include Unfound Incidents.





Hampton Police Division

Offense Data Update

Planning, Research, & Analysis
August 5, 2020

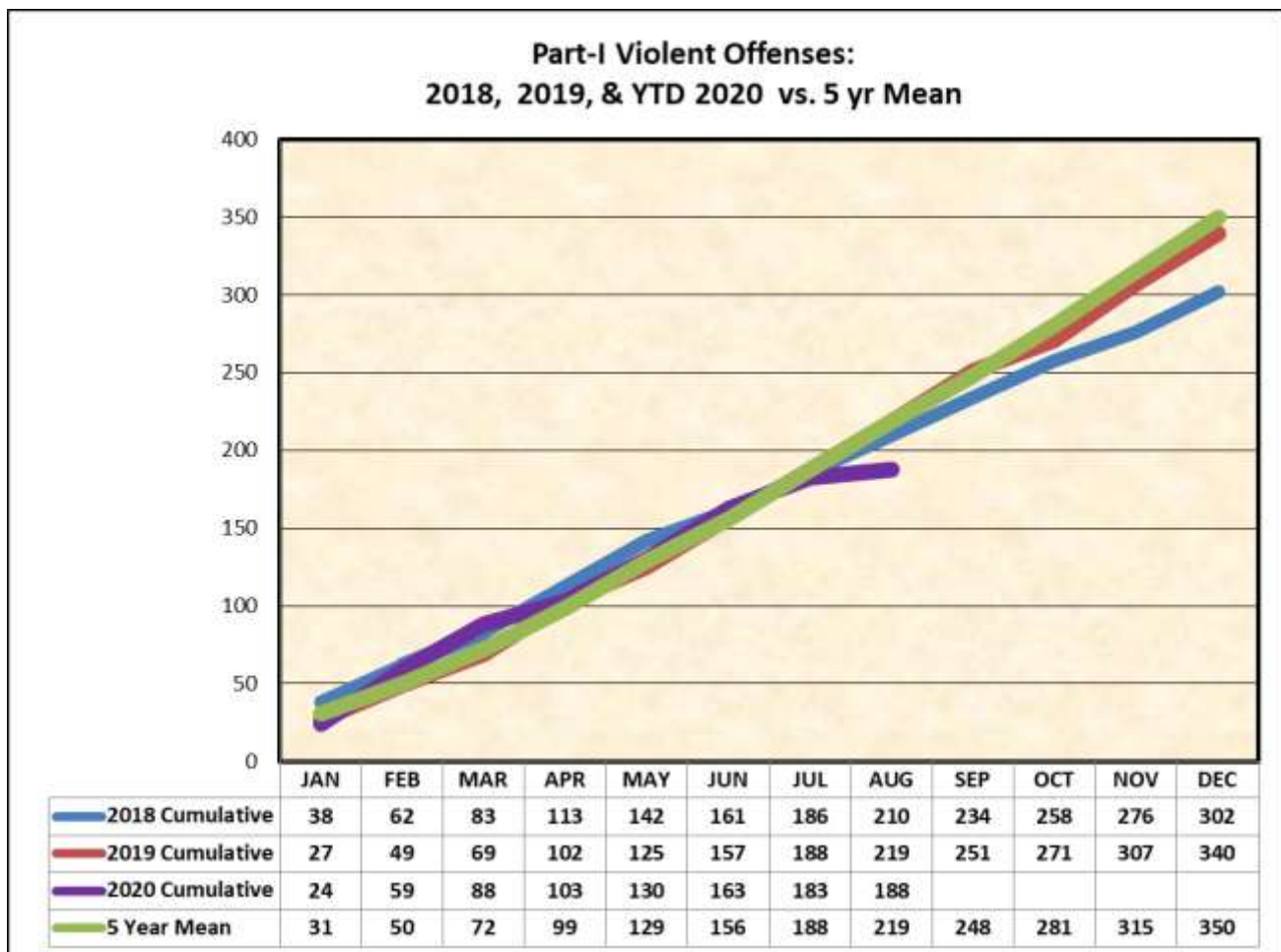


Part-I Violent Offenses: Cumulative Data

Murder, Rape, Robbery & Aggravated Assault

The following chart reflects a 5 Year Mean Comparison to the Part-I Violent Offense Cumulative Data for Year 2018, Year 2019 and Year-to-Date 2020 (Jan. 1-Aug. 5, 2020).

The data does not include Unfound Incidents.





Hampton Police Division

Offense Data Update

Planning, Research, & Analysis
August 5, 2020




Part-I Property Offenses: Cumulative Data

Burglary, Larceny & Motor Vehicle Theft

The following chart reflects a 5 Year Mean Comparison to the Part-I Property Offense Cumulative Data for Year 2018, Year 2019 and Year-to-Date 2020 (Jan. 1-Aug. 5, 2020).

The data does not include Unfound Incidents.





Hampton Police Division

Offense Data Update

Planning, Research, & Analysis
August 5, 2020



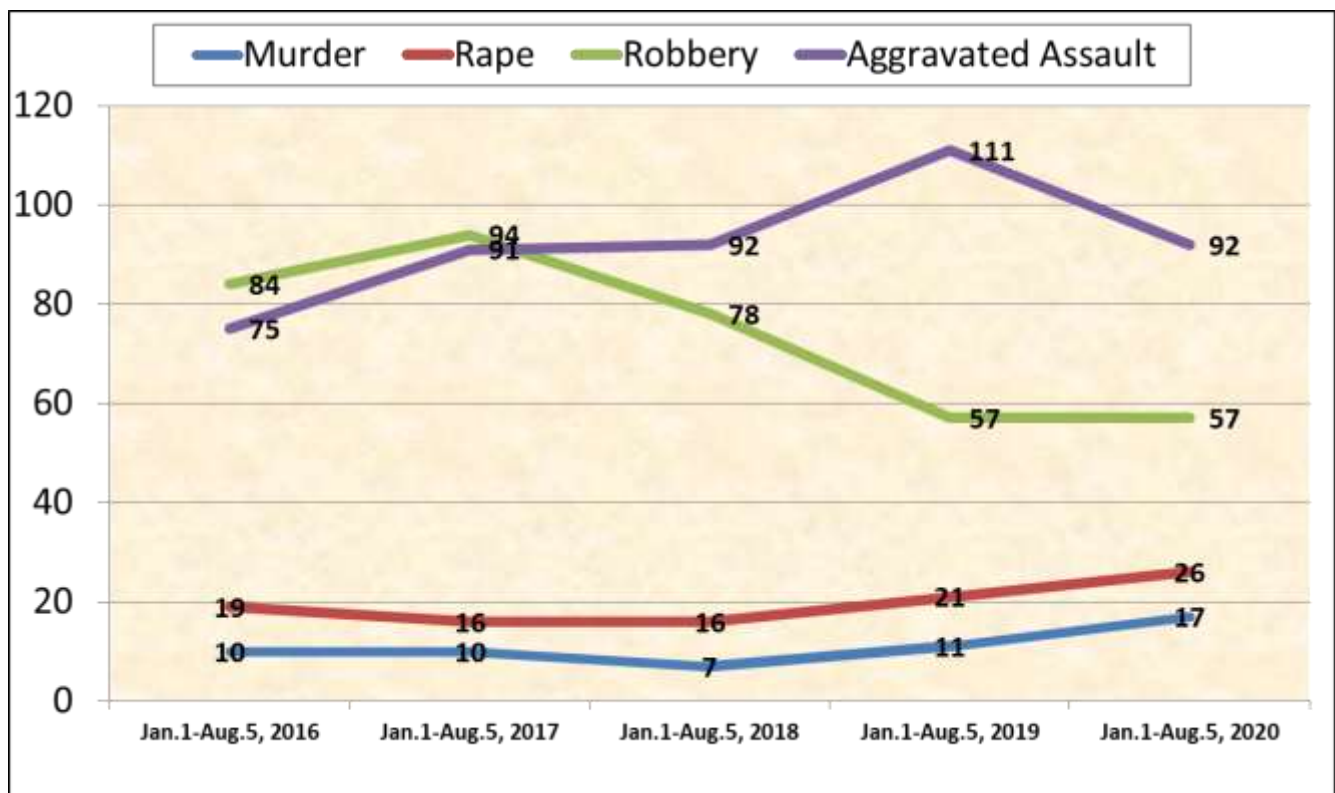
Part-I Violent Offenses

Murder, Rape, Robbery & Aggravated Assault

The following chart reflects a Year-to-Date Comparison of the Part-I Violent Offenses.

The Date Range for this comparison is January 1 through August 5 for years 2016, 2017, 2018, 2019 and 2020 (5 Year Comparison).

The data does not include Unfound Incidents.





Hampton Police Division

Offense Data Update

Planning, Research, & Analysis

August 5, 2020



Part-I Property Offenses

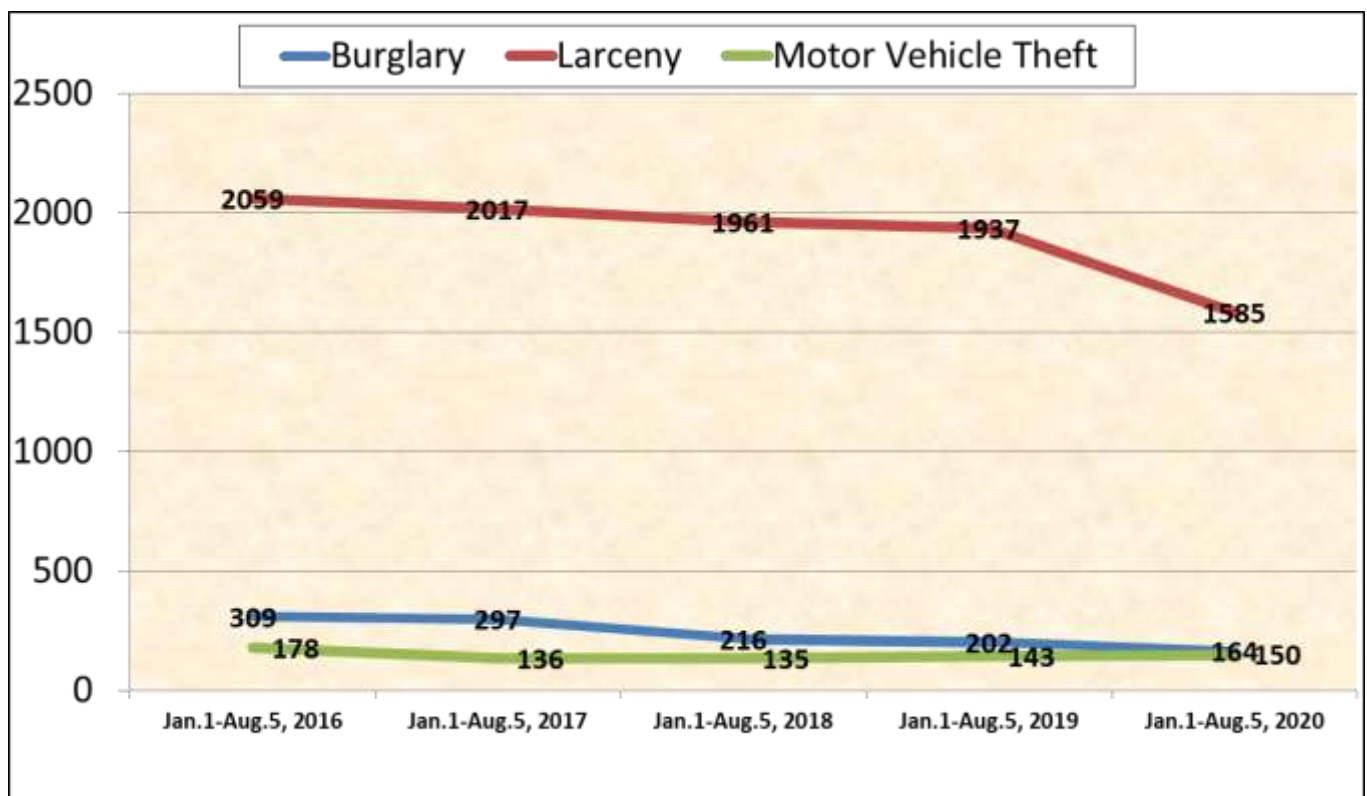
Burglary, Larceny & Motor Vehicle Theft

The following chart reflects a Year-to-Date Comparison of the Part-I Property Offenses.

The Date Range for this comparison is January 1 through August 5 for years 2016, 2017, 2018, 2019 and 2020

(5 Year Comparison).

The data does not include Unfound Incidents.



End of Report